

Dr. VITHALRAO VIKHE PATIL FOUNDATION'S
MEDICAL COLLEGE AND HOSPITAL
Ahmednagar



DEPARTMENT OF
FORENSIC MEDICINE &
TOXICOLOGY

Index

Sr. No.	Information	Page Number
1	Introduction, Vision, Mission & Scope of Services, Role of department, infrastructure of dept. & mortuary, map of dept. Facilities in dept.	4-8
2	Department Staff	9-12
3	Distinctions in Subject in UG and Toppers	13-15
4	Innovative Teaching Learning Method	16-33
5	E-Learning online you tube teaching lectures	34-37
6	Books / Chapters Contributed by Faculty	38-43
7	Intellectual property (Patents) of Faculty	44-46
8	Copy Rights of Faculty	47-50
9	Award and Recognitions of Faculty	51-58
10	ICMR Student Research Project STS-2017-00016	59-60
11	Student's Research Projects Presented at AVISHKAR - Maharashtra University of Health Sciences, Nashik Competition	61-62
12	Appointments as Journal Editor	63-65
13	Guest Lecture / CME / Conferences / Workshops Conducted by the Department	66-81
14	Publications of Faculty	82-87
15	Paper and Posters Presented at Various Conferences by Faculty	85-89
16	National, State, MUHS level & other special appointments of Faculty	90-5
17	Additional qualifications of staff	96-98
18	Curricular/ Co-Curricular/ Extracurricular Achievements	99-100
19	Resource Person /Faculty /Guest Speaker for Various Conferences Seminars/Workshops	101-115
20	Social Outreach Services or Programs	116-118
21	Special Features of Department	119-120
22	Uniqueness of Department	121-128
23	Glimpses of Department	129-140

Introduction

Introduction

Dr. Vithalrao Vikhe Patil Foundation's Medical College had been established at Ahmednagar in 2004 under the great leadership of Late Dr. Balasaheb Vikhe Patil (Padmabhushan Awardee). Presently institute has world class infrastructure and providing high quality medical education to students with the constant guidance and support of Hon. Namdar Radhakrishna Vikhe Patil, Chairman, Dr. Vithalrao Vikhe Patil Foundation, Ahmednagar and Hon. Dr. Sujay Radhakrishna Vikhe Patil, CEO, Dr. Vithalrao Vikhe Patil Foundation, Ahmednagar. The institute is recognized by Medical Council of India, New Delhi and is affiliated to Maharashtra University of Health Sciences, Nashik.

The department of Forensic Medicine and Toxicology (FMT) was started in the year 2004 under the guidance of great academician Dr. V. L. Deshpande sir and presently headed by Dr. Sandeep S. Kadu. The department has been gradually upgraded to present status by experienced faculty. First undergraduate batch in 2004 had a capacity of 100 seats and now it is 150 seats.

Our department is the first department in the state of Maharashtra recognized by Maharashtra University of Health Sciences (MUHS) for Ph.D. course in 2012.

Our department motto is "Justice to Innocent Soul". Forensic Medicine department mainly emphasize on ethical academic activities and Medico legal guidance to UG, PG students, Alumni members, Medical Officers, Police, and Advocates etc.

VISION

“Excellence in Medico-legal Knowledge and Skills to aid in the administration of Justice and Helping in maintaining law and order”.

MISSION

1. Development of Ethical and Humanistic attitude in INDIAN MEDICAL GRADUATES (IMG) by emphasizing importance of Ethics and Professionalism in medical practice.
2. To make effort for up gradation of knowledge and skill in Forensic Medicine subject.
3. Mainly focusing on affective domain of undergraduate student on bioethical aspect of Medical practice.
4. Identify and define the existing as well as future Medico-legal problems as they emerge in the community and work to resolve such problems by planning, implementing, evaluating and modulating Medico-legal services.
5. To make teaching and learning more pleasant, effective & interesting by using different techniques like Moot-Court and showing Cinema Clips etc.
6. To generate quality research in the subject.

SCOPE OF SERVICES

- Quality training on Medico-legal issues in Medical practice mainly emphasizing on Medico-legal documentation.
- Identify and define the existing as well as future Medico-legal problems as they emerge in the community and work to resolve such problems by planning, implementing, evaluating and modulating Medico-legal services.

ROLE OF DEPARTMENT

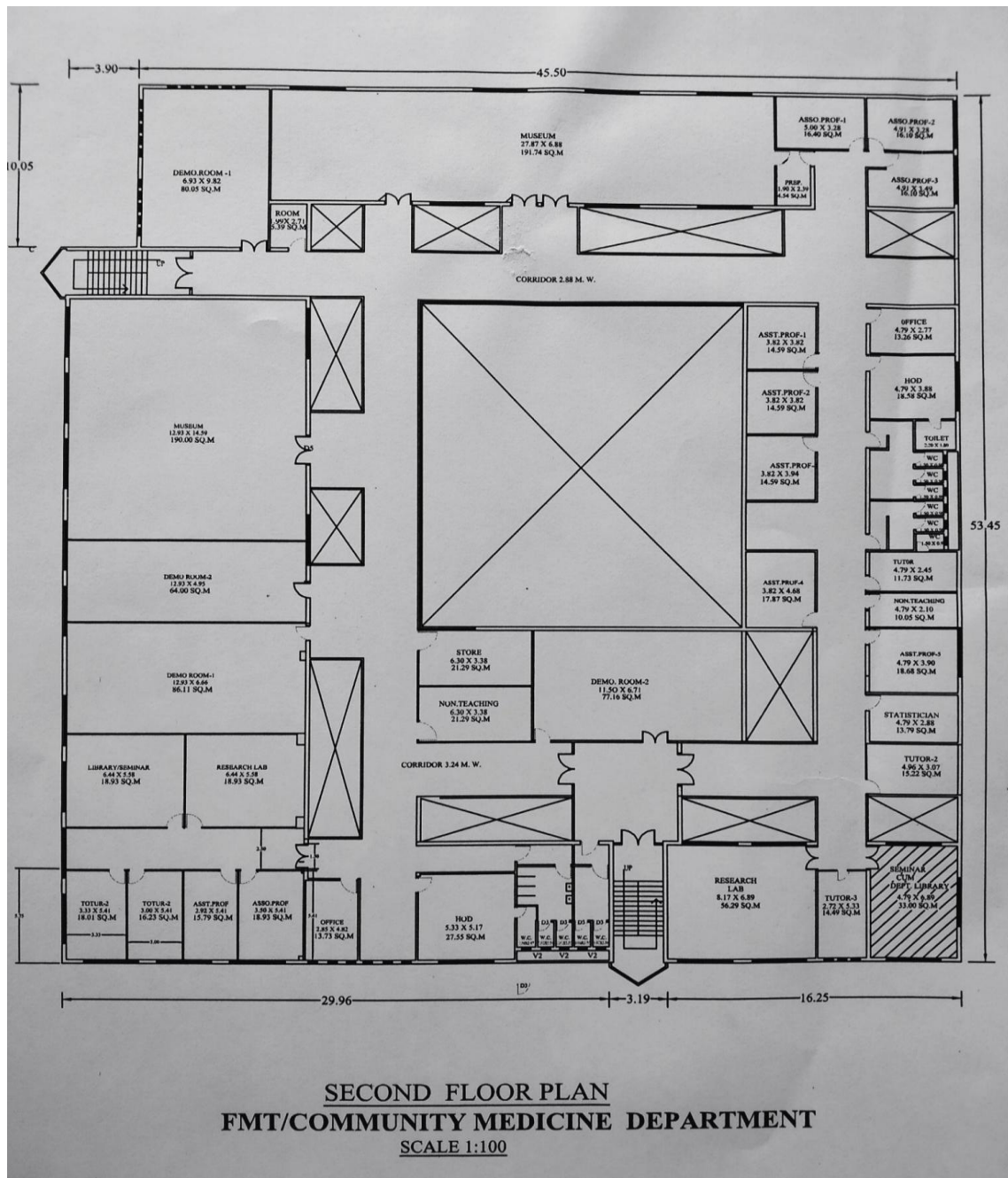
- Department works on more ethical aspects of medico legal practice for developing Indian Medical Graduates (IMG) having humanistic approach.
- Conceptual clearance of UG and PG students about different medico legal issues and medico legal documentation.
- Medico-legal and Ethical advice to Medical Teachers, Alumni, Resident Doctors, Medical Officers, Police, Advocates and Private Practitioners.

INFRASTRUCTURE OF DEPARTMENT

Sr. No.	Specification	Area as per NMC norm
1	Professor & HOD	27.55 Sq. Meters
2	Associate Professor	18.93 Sq. Meters
3	Assistant Professor	15.79 Sq. Meters
4	Tutors-1	16.23 Sq. Meters
5	Tutors-2	18.01 Sq. Meters
6	Museum	190.00 Sq. Meters
7	Research Laboratory	18.93 Sq. Meters
8	Demonstration rooms- 1	86.11Sq. Meters
9	Demonstration rooms- 2	64.00Sq. Meters
10	Seminar room/Library	18.93.0 Sq. Meters
11	Non-Teaching staff	21.29Sq. Meters
12	Department Office	13.73 Sq. Meters
13	Store Room	21.29 Sq. Meters

INFRASTRUCTURE OF MORTUARY

Sr. No.	Specification	Number
1	Distance From Department	150 Meters
2	Size	400 Sq. Meters
3	Student observations facilities gallery type capacity	40 Students
4	Autopsy tables	1
5	Cold room	20.50 Sq. Meters
6	Body Cooling Cabinets	3 body chamber- 1
7	Light, Ventilation & Exhaust arrangement	Adequate
8	Water supply, washing, drainage & disposal of Waste	Adequate
9	Mortuary	400 Sq. Meters



FACILITIES IN DEPARTMENT



Sr. No.	Facilities
1	General: Demonstration Room -2 (80 Students Capacity) LCD Projector & OHP
2	Museum: Bones - 168 Models & Soft models (Teddy Bear) - 24 Specimens - 77 Weapons - 120 Poisons - 123 Charts - 74 Medico legal Photograph's & Cartoons - 108 Posters of Research Projects - 12 Equipment's- 60 X-Ray and CT Scan Plates - 30 Slides - 300 Catalogue- 297
3	Research Laboratory – 1
4	Department Library -1
5	Mortuary with 3 Body Chambers cold cabinet – 1
6	Autopsy Table- 1

Department Staff

TEACHING STAFF

Name	Name & Qualification	Designation	Specialization
	Dr. Sandeep S. Kadu MBBS, MD, DMRE, DNB, LLB, MBA (HA), PGDHHM, PGDMLS, C.F.M.J, ACME, Ph.D.(Scholar)	Professor & Head	Forensic Medicine
	Dr. Shivnath N. Parkhe M.B.B.S, M.D.	Assistant Professor	Forensic Medicine
	Dr. Arjun V. Shinde M.B.B.S.	Tutor	—
	Dr. Rahul C. Borude M.B.B.S.	Tutor	—
	Dr. Sandip B. Auti M.B.B.S.	Tutor	—

NON- TEACHING STAFF

Sr. No	Name	Post
1	 Ms. Pagar Shobha B.	Technician
2	 Mr. Garudkar Sunil R.	Store Keeper cum clerk Comp. Operator
3	Mr. Gholap Ravindra U.	Steno- typist
4	Mrs. Bharshankar Manisha S.	Attendant



HEADS OF DEPARTMENT WITH DURATION

Sr. No.	Name	Post	Duration
1.	Dr. Sandeep S. Kadu.	I/C Head of Department	21/02/2004 To 28/02/2005
2.	Dr. V. L. Deshpande	Head of Department	01/03/2005 To 04/06/2008
3.	Dr. Sandeep S. Kadu.	Head of Department	05/06/2008 To 31/05/2010
4.	Dr. D. R. Waje	Head of Department	01/06/2010 To 02/11/2010
5.	Dr. V. L. Deshpande	Head of Department	03/11/2010 To 04/06/2013
6.	Dr. D. R. Waje	Head of Department	05/06/2013 To 30/11/2014
7.	Dr. Sandeep S. Kadu.	Head of Department	01/12/2014 to Till date.



Distinctions & Toppers

DISTINCTIONS IN SUBJECT IN UG

Sr. No.	Year	Name of Student	Marks out of 100
1	2006	Pratik Jain	75
2	2016	Hakim Yusuf	81
3	2018	Shivani R. Bansode	76
4	2018	Dhanashree P. Chaudhari	76
5	2018	Sumedha A. Chidrawar	76
6	2018	Rohan V. Borhade	75
7	2018	Yugandhara A. Patil	75
8	2018	Mahesh D. Thakur	75
9	2019	Gayatri sisodiya	76
10	2019	Gayatri Toshniwal	75
11	2019	DhawalBhanushali	75
12	2020	Vaishnavi Ravi	83
13	2020	Patil Rucha Radhakrishna	81
14	2020	Ryan Chacko Santosh	79
15	2020	Bhagwat Surabhi Jalindar	78
16	2020	TakawaneNayanUddhav	78
17	2020	Talluri Nikita Jacinth	78
18	2020	Bhardwaj Riya Raman	77
19	2020	Sonawane Shantanu Chandrakant	77
20	2020	Pardeshi Komal Vinod	76
21	2020	Potharkar Sai Pradeep	76
22	2020	Rathod Ritika Vinod	76
23	2020	Yash Dharmendra Kendre	76
24	2020	Khare Nikhil Anil	75

TOPPERS OF FORENSIC MEDICINE SUBJECT IN UG

Sr. No.	Year	Name of Student	Marks out of 100
1	2006	Pratik Jain	75
2	2007	Doda Dimple Haree	72
3	2008	Jadhav Rashmi Subhash	68
4	2009	VadkeShruti S.	72
5	2010	Kazi Bilal Shoeb	70
6	2011	Anushka Mittal	69
7	2012	Telang Bhushan M. Aishwarya John	71 71
8	2013	Purohit Rounak	71
9	2014	Modak Aditya Prasad More Pranoti K.	73 73
10	2015	Haral Saurabh Ramdas Jamadar Sohail Shaikh	67 67
11	2016	Hakim Yusuf	81
12	2017	Ghogare Manasi	72
13	2018	Shivani R. Bansode Dhanashree P. Chaudhari Sumedha A. Chidrawar	76 76 76
14	2019	Gayatri Sisodiya	76
15	2020	Vaishnavi Ravi	83

Innovative Teaching Learning Methods

1) INDIA'S FIRST DIGITAL (VIRTUAL) FORENSIC MEDICINE MUSEUM

<http://vimsfntmuseum.com/>



Dr. Vithalrao Vikhe Patil Foundation's Medical College & Hospital

**Forensic Medicine & Toxicology
Digital (Virtual) Museum**



Home

About Us

Museum

Gallery

Online Lectures

Feedback

Contact Us



Dr. Vithalrao Vikhe Patil Foundation's
Medical College.
Introduces India's First
FORENSIC MEDICINE & TOXICOLOGY
DIGITAL (VIRTUAL) MUSEUM

Activate Windows
Go to Settings to activate Windows.

Dr. Vithalrao Vikhe Patil
Foundation
Ahmednagar

Testimonials

Our Reviews

Dear Sir, Greetings! I had an opportunity to visit Digital (Virtual) museum created by department of Forensic Medicine, DVVPF's Medical College Ahmednagar and I am pleased to share my experience. Firstly accept my congratulations for such unique concept and for patenting such an endeavor. The museum is divided into 11 sections and all sections are virtual treat. The forensic charts, wet specimens, models, bones photographs, toxicology specimens are well labelled. The most wonderful corner is the collection of soft models. The models are self-explanatory and will help students to understand the theoretical concepts. Three important divisions are - forensic legends, forensic quotes and cartoons explaining medical jurisprudence. These three division of museum are unique and highlights the importance of subject. Students from across the country can benefit from such museum. Most importantly, student can have immediate access to the museum especially during practical examinations.

Dr. Rajesh Bardale

- Professor, Dept. of Forensic Medicine Govt. Medical College Miraj Dist. Sangli.
Author of "Principles of Forensic Medicine and Toxicology"

Testimonials

Our Reviews

Heartily congratulations on the new endeavor! Many great wishes for the Patent work. I learned that you also have copyright for important work in Forensic Medicine. Good to know that. As of now, you are really the one who has the potential to create an innovative change in the branch.

Dr. Utsav Parekh

- Professor, Pramukhswami Medical College, Karamsad, Gujarat

I just spent the last 30 mins going through the website of the digital forensic medicine museum, and I must congratulate you on this outstanding work! Iâ€™m sure it will be a very useful tool to both undergraduate and postgraduate medical students, as well as members of the judiciary and law enforcement. Kudos to the entire team!

Dr. Vidusha Vijay

- Assistant Professor at Bangalore Medical College and Research Institute

Testimonials

Our Reviews

I congratulate the team for making a virtual museum. We can see the hard work you have put into in bringing out such clean and detailed pictures. Such high clarity pics are essential in these days of virtual classes. Showing pics of specimens in power point was the routine. But putting them in website systematically will do great benefit to the students. Use of such technology for improving teaching is highly appreciable and inspiring.

Dr. Hema Sundar P.

- MBBS, MD(FMT) Sr. Medical Officer Vizag Steel Plant Andhra Pradesh

Thank You sir for taking this initiative. Students from any corner of the world can get this digital information at their fingertips. Thank

Yash Kendre

- MBBS student
D.V.P.'s Medical College Ahmednagar

First of all I would really like to appreciate such an innovative idea of a virtual museum. All charts are clear, specimens are distinct & the information provided is very concise & Impressive. This virtual museum will be very helpful to all who seek to understand FMT in detail. Thank you so much sir!

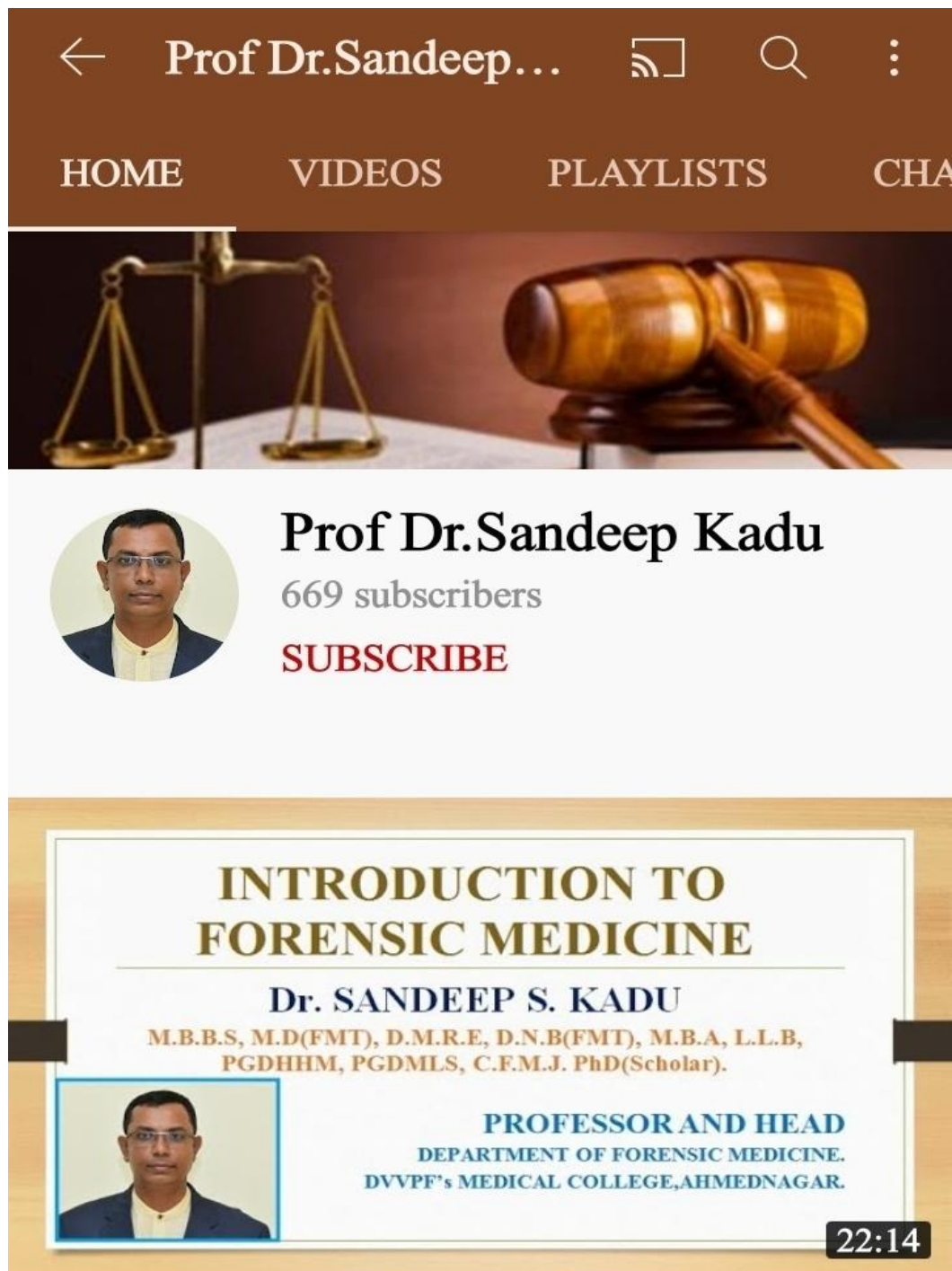
Pandit Yashkumar Gopal

- MBBS student
D.V.P.'s Medical College Ahmednagar




2) INNOVATIVE TEACHING LEARNING METHODS- MOOT COURT




3) YOUTUBE CHANNEL





The image shows a screenshot of a YouTube channel page. At the top, there is a navigation bar with a back arrow, the channel name 'Prof Dr. Sandeep...', and icons for a mobile app, search, and a menu. Below this is a secondary navigation bar with tabs for 'HOME', 'VIDEOS', 'PLAYLISTS', and 'CHANNELS'. The main banner image features a pair of golden scales of justice and a wooden gavel resting on a book. Below the banner is the channel's profile picture, a circular portrait of Prof. Dr. Sandeep Kadu, followed by his name 'Prof Dr. Sandeep Kadu', '669 subscribers', and a red 'SUBSCRIBE' button. The video player shows a video titled 'INTRODUCTION TO FORENSIC MEDICINE' by 'Dr. SANDEEP S. KADU'. The video description lists his qualifications: 'M.B.B.S, M.D(FMT), D.M.R.E, D.N.B(FMT), M.B.A, L.L.B, PGDHHM, PGDMLS, C.F.M.J. PhD(Scholar)'. It also identifies him as 'PROFESSOR AND HEAD DEPARTMENT OF FORENSIC MEDICINE, DVVPF's MEDICAL COLLEGE, AHMEDNAGAR.' A small portrait of the professor is included in the video thumbnail. The video duration '22:14' is shown in the bottom right corner.

← Prof Dr. Sandeep...   

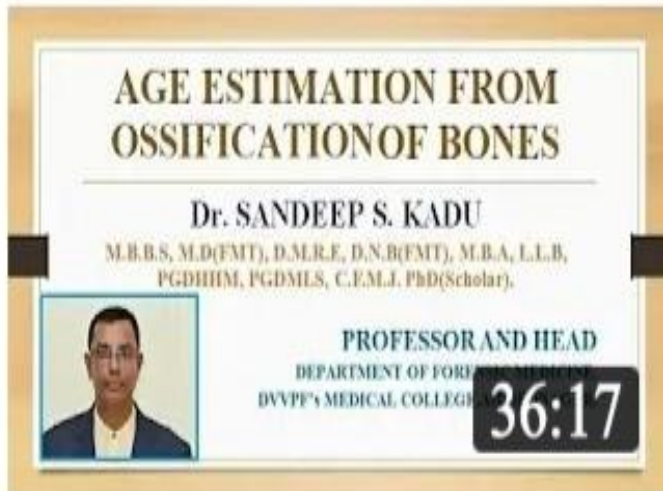
HOME VIDEOS PLAYLISTS CHANNELS



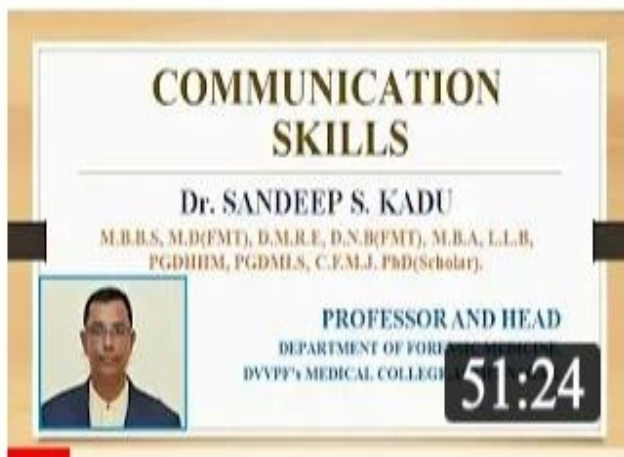
 **Prof Dr. Sandeep Kadu**
669 subscribers
SUBSCRIBE

INTRODUCTION TO FORENSIC MEDICINE
Dr. SANDEEP S. KADU
M.B.B.S, M.D(FMT), D.M.R.E, D.N.B(FMT), M.B.A, L.L.B,
PGDHHM, PGDMLS, C.F.M.J. PhD(Scholar).
 **PROFESSOR AND HEAD**
DEPARTMENT OF FORENSIC MEDICINE,
DVVPF's MEDICAL COLLEGE, AHMEDNAGAR.

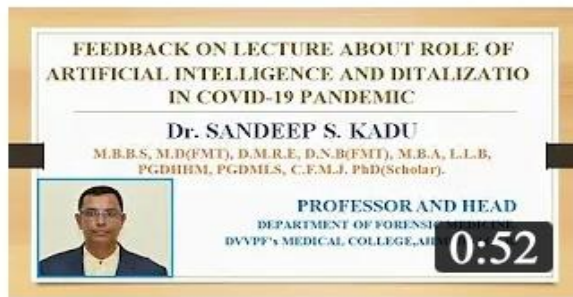
22:14



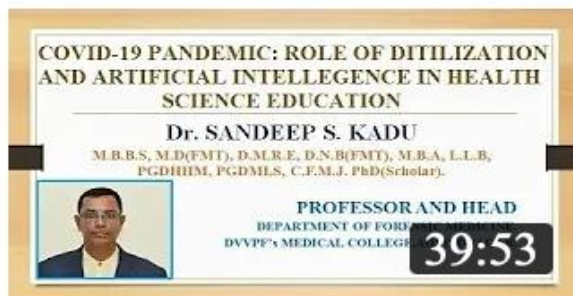
AGE ESTIMATION
FROM
OSSIFICATION ...
362 views · 3 months ago



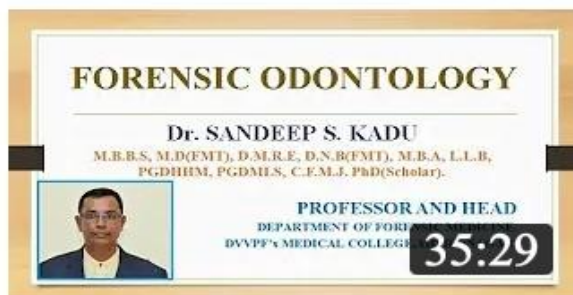
GUEST
LECTURE ON
COMMUNICATI...
248 views · 2 months ago



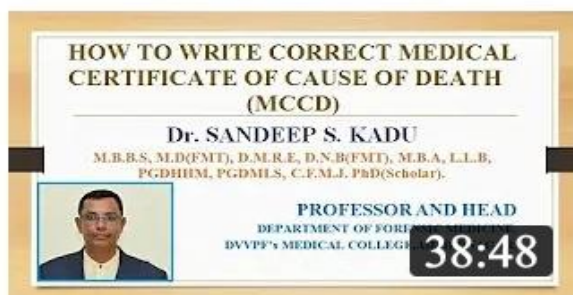
FEEDBACK
ON LECTURE
ABOUT ROLE O...
24 views · 3 months ago



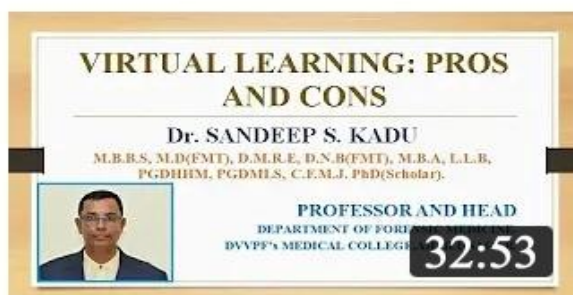
COVID-19
PANDEMIC: ROLE
OF DITILIZATIO...
114 views · 3 months ago



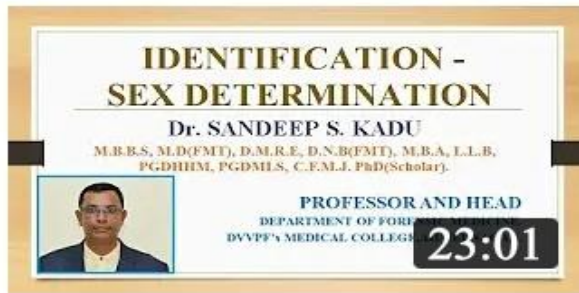
FORENSIC
ODONTOLOGY |
Dr. SANDEEP S. ...
292 views · 4 months ago



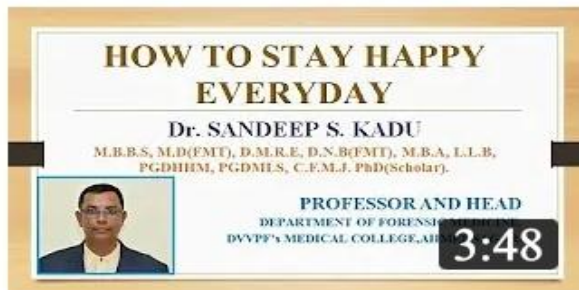
HOW TO WRITE
CORRECT
MEDICAL CERTI...
2K views · 4 months ago



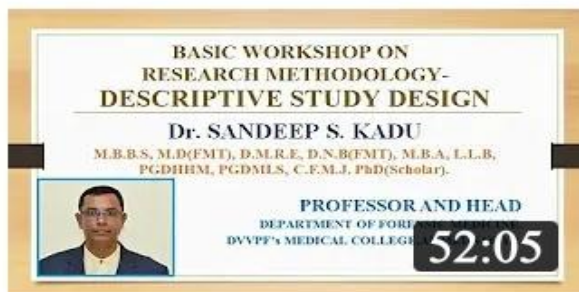
VIRTUAL
LEARNING
PROS & CONS | F...
68 views · 4 months ago



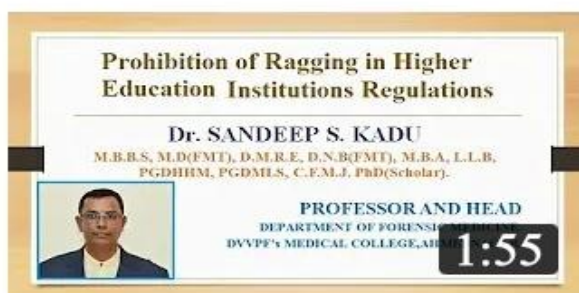
**IDENTIFICATION
- SEX
DETERMINATIO...**
160 views · 5 months ago



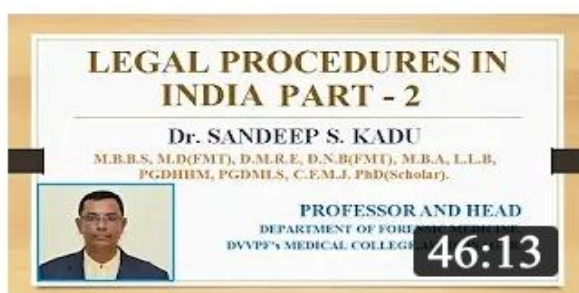
**HOW TO
STAY HAPPY
EVERYDAY | Dr. ...**
318 views · 5 months ago



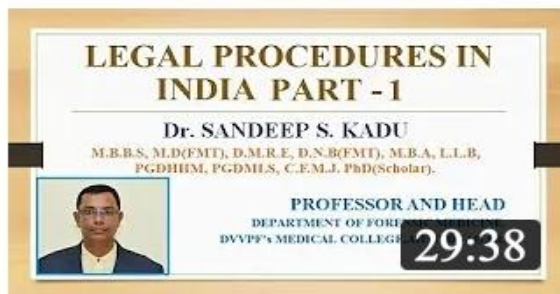
**BASIC
WORKSHOP
ON RESEARCH ...**
76 views · 6 months ago



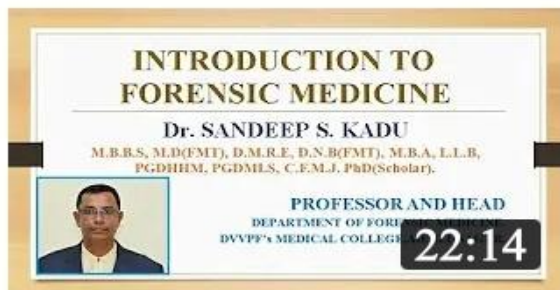
**Prohibition
of Ragging in
Higher Education I...**
154 views · 6 months ago



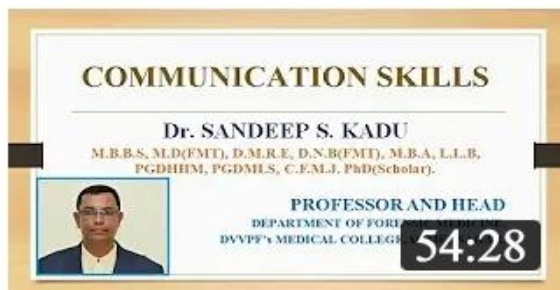
**LEGAL
PROCEDURES IN
INDIA PART - 2 | ...**
224 views · 6 months ago



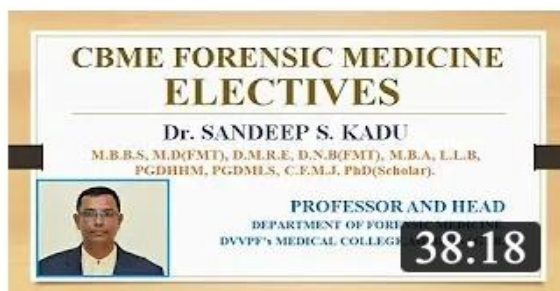
**LEGAL
PROCEDURES IN
INDIA PART - 1 | ...**
363 views · 7 months ago



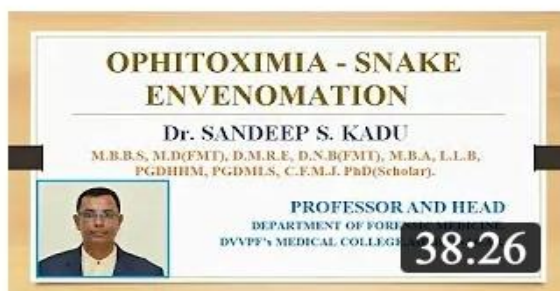
**INTRODUCTION
TO FORENSIC
MEDICINE | Dr. S...**
892 views · 7 months ago



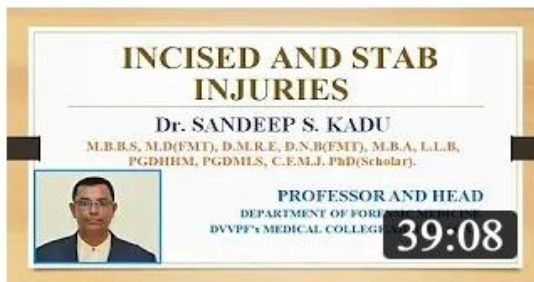
**COMMUNICATION
SKILLS - GUEST
LECTURE IN RE...**
87 views · 8 months ago



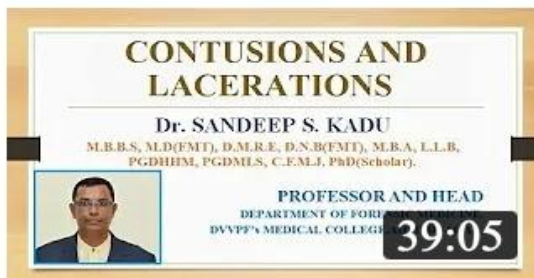
**CBME FORENSIC
MEDICINE -
ELECTIVES | DR...**
168 views · 9 months ago



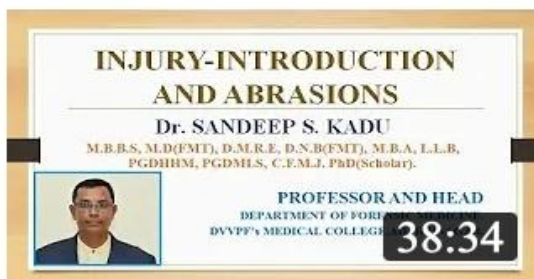
**OPHITOXIMIA
- SNAKE
ENVENOMATIO...**
473 views · 10 months ago



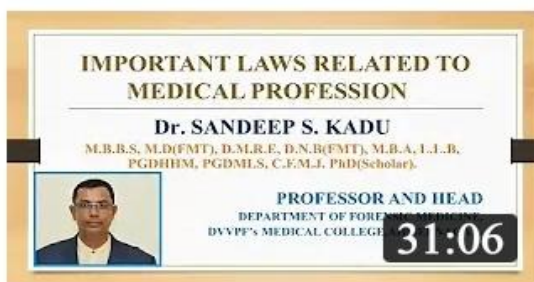
INCISED AND STAB INJURIES | BY- DR.SANDEE...
520 views · 11 months ago



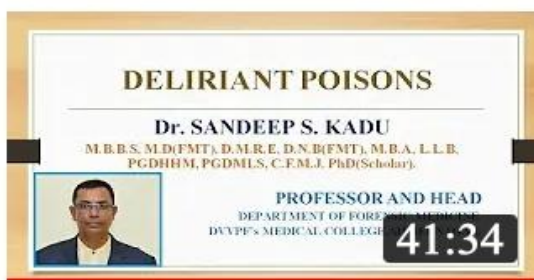
CONTUSIONS AND LACERATIONS | ...
504 views · 1 year ago



INJURY-INTRODUCTION AND ABRASIONS
412 views · 1 year ago



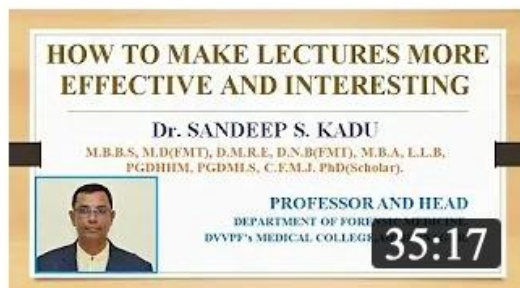
Important Laws Related To Medical Profession | DR.S...
507 views · 1 year ago



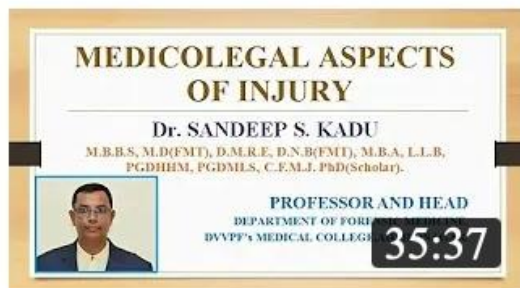
Deliriant Poisons | DR SANDEEP SITARAM KADU...
392 views · 1 year ago



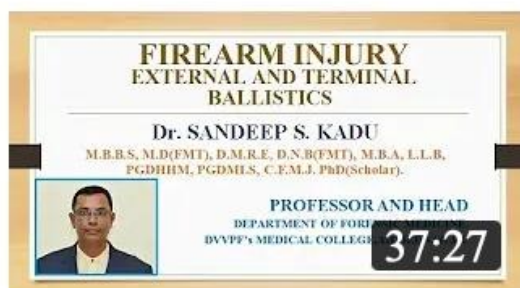
SHIVJAYANTI :
SPEECH | BY:- DR.
SANDEEP KADU
51 views · 10 months ago



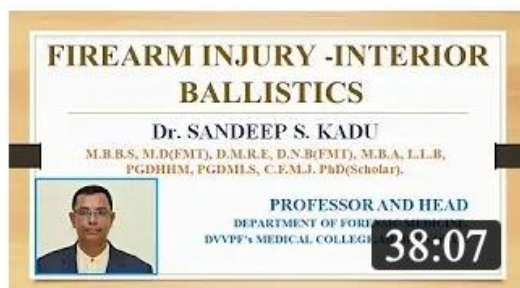
HOW TO MAKE :
LECTURE MORE
EFFECTIVE AN...
183 views · 10 months ago



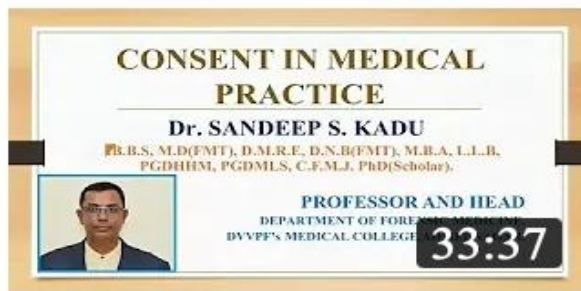
HOW TO WRITE :
CORRECT INJURY
REPORT | BY- DR...
2.7K views · 11 months ago



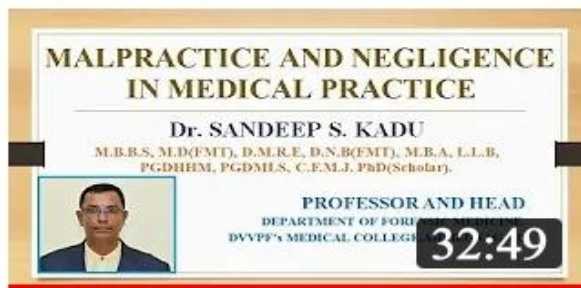
FIREARM INJURY- :
EXTERNAL
AND TERMINAL...
450 views · 11 months ago



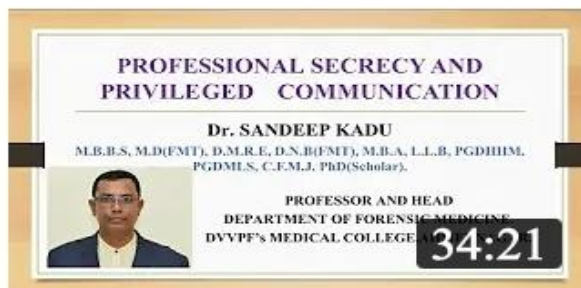
FIREARM INJURY- :
INTERIOR
BALLISTICS | BY...
736 views · 11 months ago



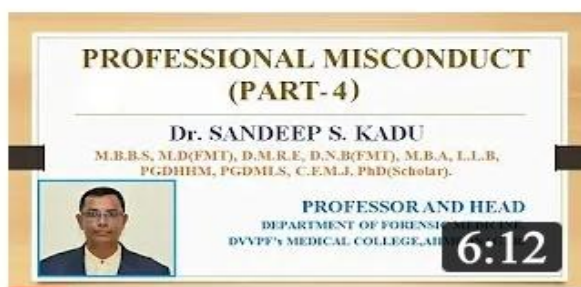
Consent in Medical Practice | By-
Dr.Sandeep Kadu
1.1K views · 1 year ago



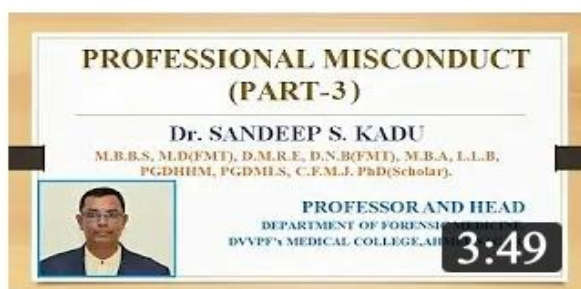
MALPRACTICE AND
NEGLIGENCE IN...
1.3K views · 1 year ago



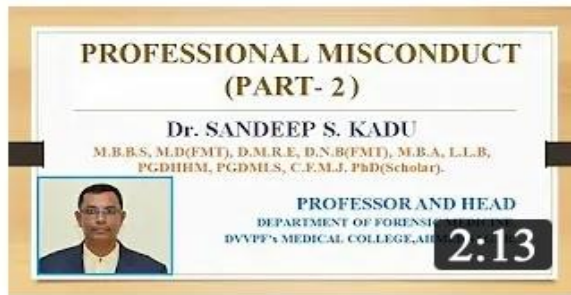
Professional Secrecy
and Privileged
Communication | ...
480 views · 1 year ago



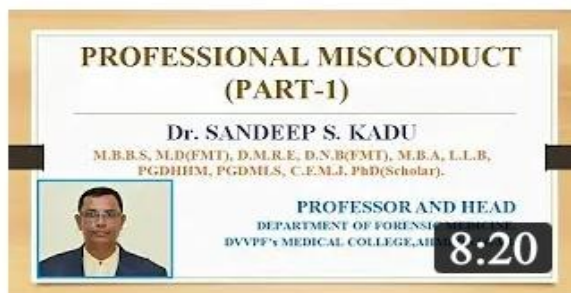
Professional
Misconduct(Part-4) |
By Dr.Sandeep Kadu
356 views · 1 year ago



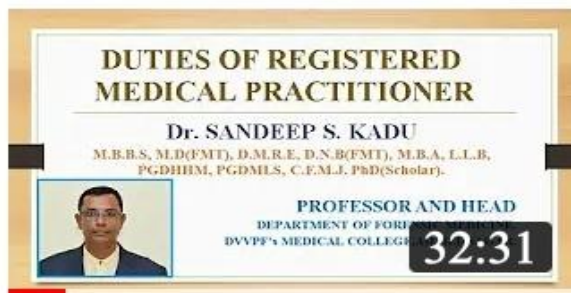
Professional
Misconduct(Part-3) |
By Dr.Sandeep Kadu
257 views · 1 year ago



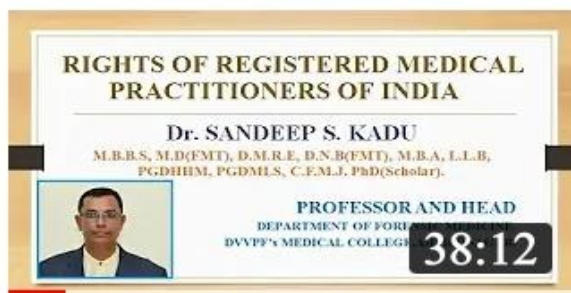
Professional Misconduct (Part-2) |
By Dr.Sandeep Kadu
243 views · 1 year ago



Professional Misconduct (Part-1) |
By Dr.Sandeep Kadu
752 views · 1 year ago



DUTIES OF REGISTERED MEDICAL PRAC...
1.2K views · 1 year ago



Rights of Registered Medical Practitioners of India
495 views · 1 year ago



OATH TAKING GRADUATION(M. B.B.S)CEREMON...
237 views · 1 year ago

4) USE OF CINEMA AND VIDEO CLIPS IN TEACHING MEDICAL ETHICS

Vol 21, Number
1

Journal of Forensic Medicine, Science
and Law

Original Paper

USING CINEMA AND VIDEO CLIPS IN FORENSIC MEDICINE TEACHING: AN INNOVATIVE APPROACH

Dr. SS Kadu, Dr. (Mrs) SS Kadu, Dr. RR Kunkloll

ABSTRACT:

Context-Cinema and video clips seems to be a promising teaching module in Forensic Medicine. This module has shown to produce permanent impact on students. Study demonstrated its usefulness and effectiveness in students' reflection and professional attitude. It is an innovative approach for gaining students attention. Cinema clips "catches the imagination" and helps to remember facts permanently. It also helps to prepare medical students moral and ethical questions they will face in their professional lives. Our study evaluates impact of this technique on second year M.B.B.S. students.

KEY WORDS: cinema, concentration, knowledge etc.

5) IMPACT OF POST-LECTURE IMMEDIATE TEXTBOOK READING OF TAUGHT TOPIC ON LEARNING AND KNOWLEDGE OF HEALTH SCIENCE STUDENTS.

IJERHS

10.5005/jp-journals-10056-0024

ORIGINAL ARTICLE

Impact of Post-lecture Immediate Textbook Reading of Taught Topic on Learning and Knowledge of Health Science Students: An Innovative Teaching-learning Method to promote Excellence in Health Science Teaching

¹Sandeep Kadu, ²Abhijit Diwate

ABSTRACT

Introduction: A lecture is the most widely used teaching method. Learning by lecture is a passive practice. Many pioneering techniques have been used to motivate students to have active attitude toward learning. In this study, teaching the topic and reading the taught topic in the same lecture is used as an innovative technique to teach forensic medicine and toxicology.

Materials and methods: We reconstructed an interactive model of teaching forensic medicine. During 1hour lecture, first 40 minutes were used for teaching the topic by teacher and remaining 20 minutes were given to the students for reading the same topic from Textbooks in lecture time only. To test the effectiveness of the method, we conducted a quasi-experimental study and then the students were asked to write their learning experiences in feedback form by a questionnaire method.

Results: The results of feedback form evaluation revealed that students thought that this method leads to deep learning and understanding the taught topic better. This teaching approach showed that 99% of the students agreed or strongly agreed that learning and clearing forensic medicine concepts are easier in the class-room only. Students also strongly agreed that this method had saved their time and they could make use of this time for studying other subjects. They also found that this method made forensic medicine subject more interesting and attractive. Most of the students agreed or strongly agreed that the method helped them in memory retention.

Conclusion: Teaching the forensic medicine topic by teachers in first 40 minutes and immediately reading the topic by students in last 20 minutes is very effective method in all learning aspects.

Keywords: Active learning, Interest, Reading, Teaching.

Learning and Knowledge of Health Science Students: An Innovative Teaching-learning Method to promote Excellence in Health Science Teaching. Int J Educ Res Health Sci 2017;3(1):3-4.

Source of support: Nil

Conflict of interest: None

INTRODUCTION

Teaching health science subjects in India is largely in the form of instructive lectures which is more teacher-centered. The efforts are being made to make teaching more student-centered. Medical school faculty has to play different roles like, teacher, administrator, assessor, role model, etc.¹

Teaching should be full of ideas instead of overflowing with reality. If students are taught in a way that they will retain information, then in the upcoming time, they will be able to put this knowledge in different circumstances. Lectures are passive for students. Keeping student's attention is a major challenge that teachers have to face. Many new teaching techniques have been used to make these lectures effective, such as role playing, brain storming, and stimulus material.² Group discussions, showing video clips, and problem based learning are different learning methods that make students responsible for themselves and each other. The purpose of this project was to introduce an innovative interactive teaching method in the form of lectures. The specific objectives were to set up a

6) USE OF BOTTLE GOURD AND CUCUMBER FOR TEACHING DIFFERENT INJURIES



E-Learning Online YouTube Teaching Lectures

Sr. No	Date	Time	Name of Teacher	Topic/Chapter
1	17/01/19	3 to 5pm	Dept.of forensic Medicine	Moot Court-19 https://www.youtube.com/watch?v=sVXNdU4WaYs&t=2116s
2	24/04/20	2 to 3 pm	Dr. Sandeep S. Kadu	Medical Jurisprudence Rights of registered medical practitioner (RMP) https://www.youtube.com/watch?v=rip8Gxt4DpU
3	30/04/20	2 to 3 pm	Dr. Sandeep S. Kadu	Medical Jurisprudence Rights and Duties registered medical practitioner (RMP) https://www.youtube.com/watch?v=f35wWNIH7NM
4	08/05/20	12 to 1 pm	Dr. Sandeep S. Kadu	Medical Jurisprudence Professional Misconduct-1 https://www.youtube.com/watch?v=yO_l1eLFRw (1)
5	08/05/20	2 to 3 pm	Dr. Sandeep S. Kadu	Medical Jurisprudence Professional Misconduct-2 https://www.youtube.com/watch?v=E9F3-Q9e11c (2)
6	08/05/20	12 to 1 pm	Dr. Sandeep S. Kadu	Medical Jurisprudence Professional Misconduct-3 https://www.youtube.com/watch?v=v_309NRPbYY (3)
7	08/05/20	2 to 3 pm	Dr. Sandeep S. Kadu	Medical Jurisprudence Professional Misconduct-4 https://www.youtube.com/watch?v=-Z19zWP6O5s (4)
8	14/05/20	2 to 3pm	Dr. Sandeep S Kadu	Medical jurisprudence Professional Secrecy and privileged communication https://youtu.be/q4tcXWs7sXk
9	04/06/20	2 to 3 pm	Dr. Sandeep S. Kadu	Medical Jurisprudence Malpractice & Negligence in Medical Practice. https://youtu.be/snL7Nwl_3uI
10	11/06/20	2 to 3 pm	Dr. Sandeep S. Kadu	Consent in Medical Practice https://youtu.be/HIQIVAt6bpQ
11	28/06/20	2 to 3 pm	Dr. Sandeep S.Kadu MUHS-Learning	Deliriant Poisons https://www.youtube.com/watch?v=WU7duoVAGOk
12	28/6/ 20	12 to 1pm	Dr. Sandeep S. Kadu	Deliriant Poisons https://youtu.be/txLncAF1qp8

13	16/07/20	2 to 3pm	Dr. Sandeep S. Kadu	Important laws related to medical profession https://www.youtube.com/watch?v=55ZhPdV5Fec
14	26/08/20	2 to 3pm	Dr. Sandeep S. Kadu	INJURY-INTRODUCTION AND ABRASIONS https://www.youtube.com/watch?v=bTaOI5Z_wyo&t=1777s
15	03/09/20	2 to 3pm	Dr. Sandeep S. Kadu	CONTUSIONS AND LACERATIONS https://www.youtube.com/watch?v=T5lvYcLT2e0&t=55s
16	11/09/20	2 to 3pm	Dr. Sandeep S. Kadu	INCISED AND STAB INJURIES https://www.youtube.com/watch?v=W9AMwDsCDVY&t=147s
17	18/09/20	2 to 3pm	Dr. Sandeep S. Kadu	FIREARM INJURY- INTERIOR BALLISTICS https://www.youtube.com/watch?v=qNBxMjadJig&t=234s
18	23/09/20	2 to 3pm	Dr. Sandeep S. Kadu	FIREARM INJURY- EXTERNAL AND TERMINAL BALLISTICS https://www.youtube.com/watch?v=1bNMCPp3uYk&t=25s
19	01/10/20	2 to 3pm	Dr. Sandeep S. Kadu	HOW TO WRITE CORRECT INJURY REPORT https://www.youtube.com/watch?v=uq8lrI_Rc_M&t=108s
20	10/10/20	2 to 3pm	Dr. Sandeep S. Kadu	HOW TO MAKE LECTURE MORE EFFECTIVE AND INTERESTING https://www.youtube.com/watch?v=87k4GFeAvgM&t=157s
21	16/10/20	2 to 3pm	Dr. Sandeep S. Kadu	SNAKE POISONING https://www.youtube.com/watch?v=-j6HoJG5omM&t=1064s
22	01/12/20	2 to 3pm	Dr. Sandeep S. Kadu	CBME FORENSIC MEDICINE - ELECTIVES https://www.youtube.com/watch?v=9bOcjYWCiU&t=812s
23	09/01/21	2 to 3pm	Dr. Sandeep S. Kadu	COMMUNICATION SKILLS https://www.youtube.com/watch?v=7qcUvZxdlwg
24	17/01/21	2 to 3pm	Dr. Sandeep S. Kadu	INTRODUCTION TO FORENSIC MEDICINE https://www.youtube.com/watch?v=hlunzH_-vVI
25	26/01/21	2 to 3pm	Dr. Sandeep S. Kadu	LEGAL PROCEDURES PART-I https://www.youtube.com/watch?v=woyPHDkD_ZM&t=3s

26	09/02/21	2 to 3pm	Dr. Sandeep S. Kadu	LEGAL PROCEDURES PART-II https://www.youtube.com/watch?v=KJPO0TeSzUM
27	04/03/21	2 to 3pm	Dr. Sandeep S. Kadu	PROHIBITION OF RAGGING IN HIGHER EDUCATION INSTITUTIONS REGULATIONS, https://www.youtube.com/watch?v=trfcKeRyGT4
28	04/03/21	10 to 12	Dr. Sandeep S. Kadu	BASIC WORKSHOP ON RESEARCH METHODOLOGY- DESCRIPTIVE STUDY DESIGN https://www.youtube.com/watch?v=BTVB5eh9898
29	08/04/21	2 to 3pm	Dr. Sandeep S. Kadu	IDENTIFICATION - SEX DETERMINATION FROM LIVE & MUTILATED BODY PARTS https://www.youtube.com/watch?v=bpwvMjSWHsc
30	12/04/21	2 to 3pm	Dr. Sandeep S. Kadu	VIRTUAL LEARNING PROS & CONS https://www.youtube.com/watch?v=0FFah0r9G4k
31	15/04/21	2 to 3pm	Dr. Sandeep S. Kadu	HOW TO WRITE CORRECT MEDICAL CERTIFICATE OF CAUSE OF DEATH(MCCD) https://www.youtube.com/watch?v=dNJjetTAQ3c
32	29/04/21	2 to 3pm	Dr. Sandeep S. Kadu	FORENSIC ODONTOLOGY https://www.youtube.com/watch?v=JIB8w3-TIQg
33	09/05/21	2 to 3pm	Dr. Sandeep S. Kadu	COVID-19 PANDEMIC: ROLE OF DIGITALIZATION AND ARTIFICIAL INTELLIGENCE IN HEALTH SCIENCE EDUCATION https://www.youtube.com/watch?v=f7SBHv6gk4A
34	03/06/21	2 to 3pm	Dr. Sandeep S. Kadu	AGE ESTIMATION FROM OSSIFICATION OF BONES https://www.youtube.com/watch?v=X3Q0nE9mVh4

**RESEARCH GUIDE - DR. SUNIL MHASKE - EDITOR IN CHIEF
AND DR. SANDEEP KADU - ASSOCIATE EDITOR –
ISBNNO.978-81-8406-042-3**



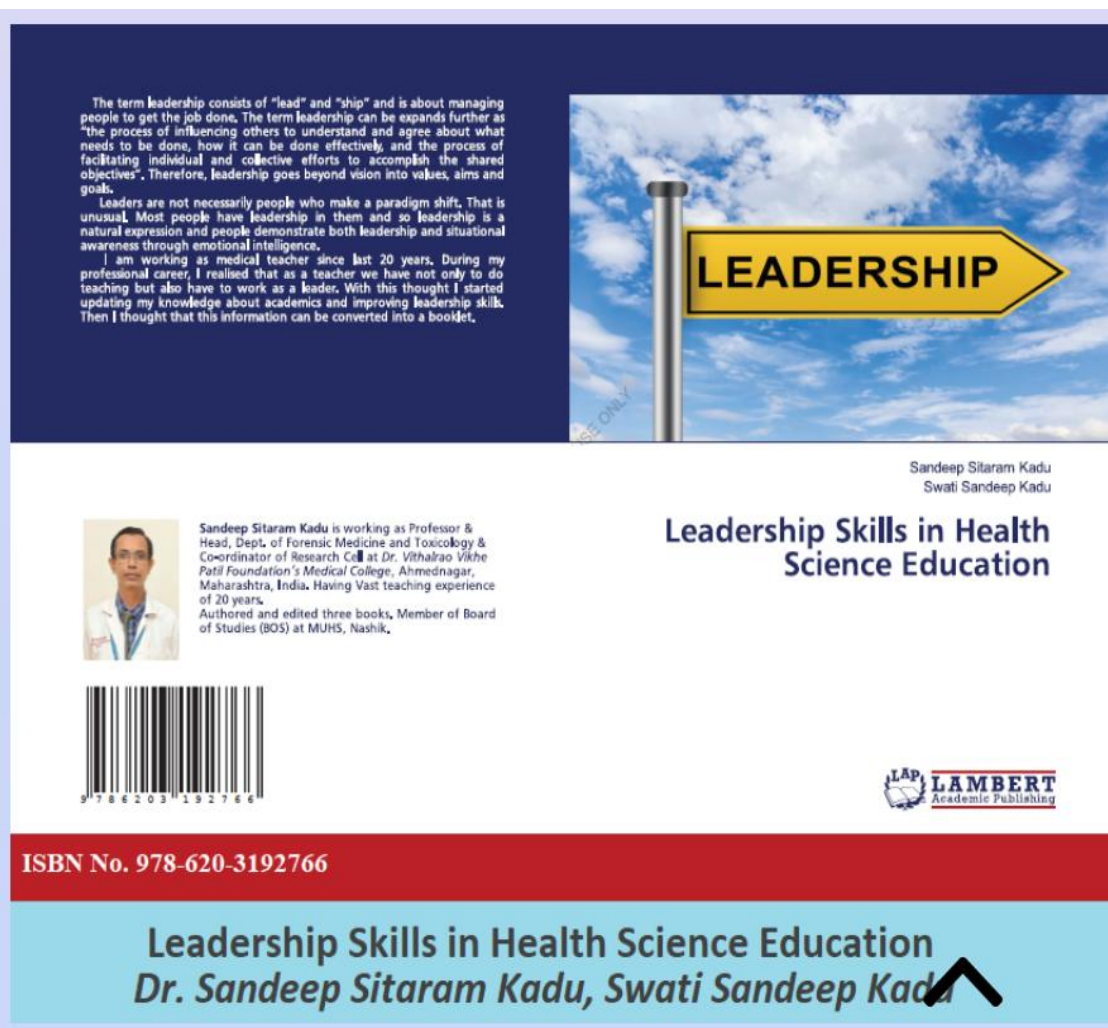
2) HOW TO MAKE LECTURES MORE EFFECTIVE AND INTERESTING – DR. SANDEEP KADU AS AUTHOR WITH ISBN NO.978-620-2-53081-1



3)RESEARCH COMPENDIUM-DR. SUNIL MHASKE - EDITOR IN CHIEF AND DR. SANDEEP KADU-ASSOCIATE EDITOR, ISBN NO. 978-93-5406-954-3



4) LEADERSHIP SKILLS IN HEALTH SCIENCE EDUCATION- DR. SANDEEP KADU AS AUTHOR WITH ISBN NO. 978-620-3192766



5) AGRICULTURAL POISON- DR. SANDEEP KADU AS AUTHOR LAMBERT ACADEMIC PUBLISHING.

Pesticides are hazardous to human health and wellbeing. Pesticide traces in food and water are causative agents for chronic health diseases such as immune suppression, hormonal disturbances, reproductive defects, and cancers. Children are at higher health risk of pesticide exposure because of dietary intake as they consume more food per unit body weight as compared to adults. Food samples from India were found to be beyond the permissible acceptable limits. The routine use of pesticides has become an occupational hazard. Pesticides are commonly used as a poison for suicidal purposes in India. It is the second most common mode of suicide in India. The authentic record revealed that self-poisoning deaths are 23,172 per year. Several studies showed that the real number could be three times higher than as quoted. Suicidal and accidental poisoning deaths add up to 80,000 deaths every year. It is due to easy availability of toxic pesticides.

The toxicological pesticide effects caused malnutrition in these Indian communities. Indian farmers also rarely use safety measures due to lack of education, reasonably priced protective equipment, user regulation, and enforcement.



Sandeep Kadu

Agricultural Poisons

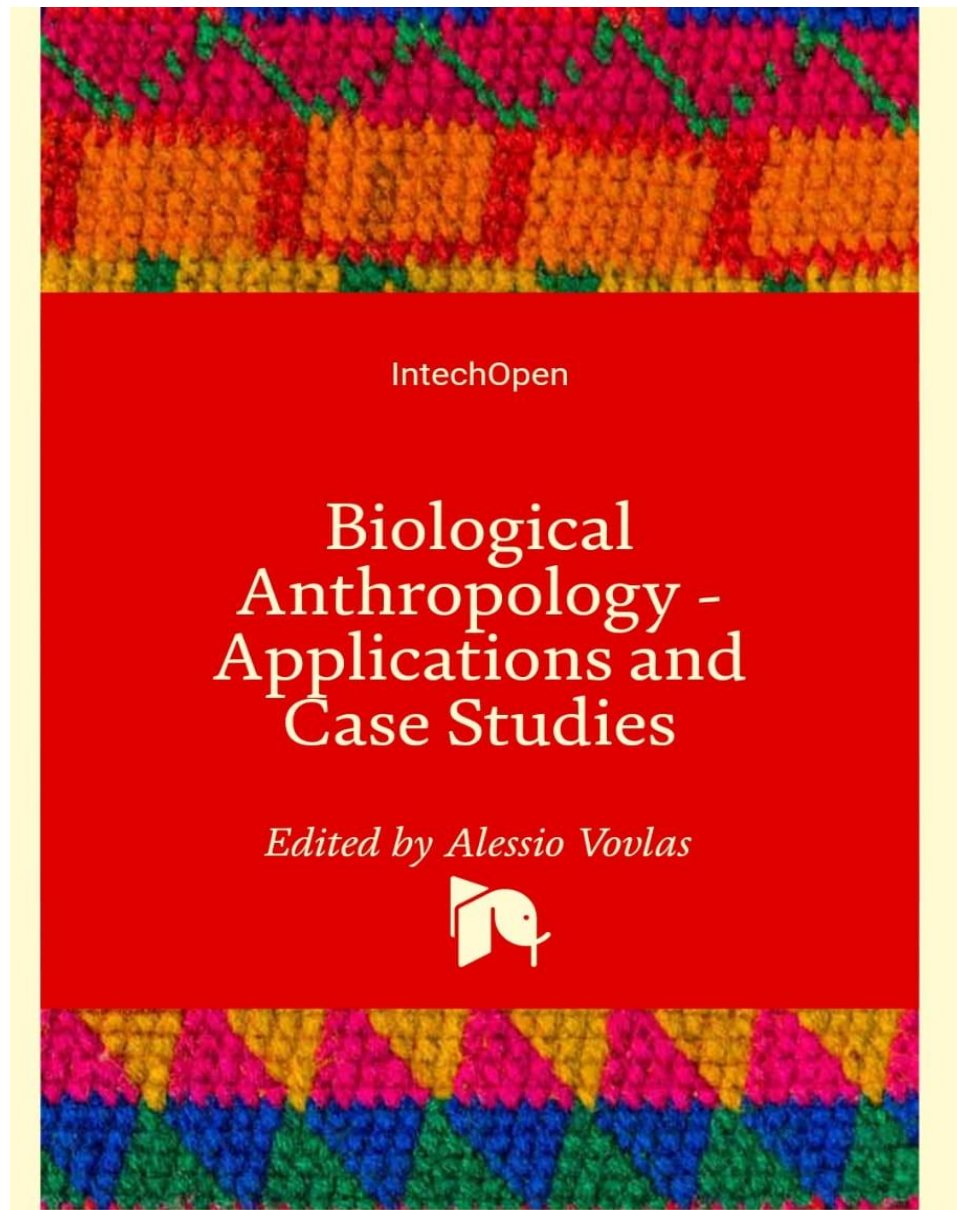



Sandeep S. Kadu, MBBS, MD (FMT), DMRE, LLB, MBA, PGDHHM, PGDMLS, CFMJ, ACME, PhD
Scholar Professor & Head, Dept. of Forensic Medicine & Toxicology, Co-ordinator Research Cell, DVVP Foundation's Medical College. Vast teaching experience of almost 21 years. Authored and edited 4 books, Having 2 Patents and 3 Copyrights on his name.



LAP LAMBERT
Academic Publishing

- 6) **BOOK NAME: BIOLOGICAL ANTHROPOLOGY-APPLICATIONS AND CASE STUDIES, CHAPTER TILE DNA FINGERPRINTING: PRESENT SCENARIO AND FUTURE- DR. SANDEEP KADU AS AUTHOR WITH ISBN NO: 978-1-83962-977-8**





Intellectual Property (Patents) of Faculty

1) Dr. Vitthalrao Vikhe Patil Foundation's Medical College introduces first digital (Virtual) Forensic Medicine Museum of India to aid justice to society.

Application No.: 202021024123A, Publication date: 21/08/2020.

(12) PATENT APPLICATION PUBLICATION

(21) Application No.202021024123 A

(19) INDIA

(22) Date of filing of Application :09/06/2020

(43) Publication Date : 21/08/2020

(54) Title of the invention : DR VITHALRAO VIKHE PATIL FOUNDATION'S MEDICAL COLLEGE INTRODUCES FIRST DIGITAL (VIRTUAL) FORENSIC MEDICINE MUSEUM OF INDIA TO AID JUSTICE TO SOCIETY

(51) International classification	:H04W 21/00	(71)Name of Applicant :
(31) Priority Document No	:NA	1)DR. SANDEEP SITARAM KADU
(32) Priority Date	:NA	Address of Applicant :DEPARTMENT. OF FORENSIC
(33) Name of priority country	:NA	MEDICINE, DR. VITHALRAO VIKHE PATIL
(86) International Application No	:NA	FOUNDATION'S MEDICAL COLLEGE AND HOSPITAL,
Filing Date	:NA	AHMEDNAGAR 414111, MAHARASHTRA, INDIA.
(87) International Publication No	: NA	Maharashtra India
(61) Patent of Addition to Application Number	:NA	2)DR. ABHIJIT DIWATE
Filing Date	:NA	3)DR. SUNIL NATHA MHASKE
(62) Divisional to Application Number	:NA	4)DR. MRS. SWATI SANDEEP KADU
Filing Date	:NA	5)DR. RUCHA TIPARE
		(72)Name of Inventor :
		1)DR. SANDEEP SITARAM KADU

(57) Abstract :

Abstract Title- Dr. Vitthalrao Vikhe Patil Foundations Medical College introduces first digital (virtual) Forensic medicine museum of India-To aid justice to society. Introduction-Museum is an integral tool of learning and teaching. In the classroom, educationalists can present information to students in many ways via lecture, video, or readings. After theory class immediately student can visit museum and see the practical aspects, of the topic. An important role of a museum is to make its heritages become a part of our life, much like the functions of a library. Based on this aspiration, the digital curation of a museum has become an integral part of both the academic and public sectors. Forensic medicine deals with application of scientific medical knowledge in court of law for administration of justice. This subject deals with different medicolegal aspects of medical sciences like different injuries, sexual offences, poisoning cases. Proper knowledge of this subject helps the medical graduate to deposit proper evidence in court of law and thus helps in administrating correct justice to victim. Forensic medicine museum consists of information and its medicolegal aspects of different poisons, weapons, bones, photographs etc. In museum medicolegal charts, different medicolegal wet specimens, models, X- rays are displayed. We have created a website to have a look at this digital museum, and the link for same is-www. v imsfntm useum .com Aims and Objectives -To Create first Digital Forensic Medicine museum as educational tool for all stakeholders of medical science and judiciary including medical students, Indian medical graduates, lawyers, judges and public. Conclusion- With Digitalization of our Forensic Medicine museum, it is available on tip of the fingers to all stakeholders of medical science and judiciary. It helps clearing different medicolegal concepts of Indian Medical graduates, lawyers so that it is serving in depositing proper evidence in court of law for administration of correct justice.

No. of Pages : 6 No. of Claims : 3

2) SHANESH'S DIGIGONIOMETER, Application No. 202121000183, Publication date:30/04/2021.

(12) PATENT APPLICATION PUBLICATION

(21) Application No.202121000183 A

(19) INDIA

(22) Date of filing of Application :04/01/2021

(43) Publication Date : 30/04/2021

(54) Title of the invention : SHANESH'S DIGIGONIOMETER.

(51) International classification	:A61B0005000000, A61B0005107000, A61B0005110000, A63B0024000000, A61B0005103000	(71)Name of Applicant : 1)SHANESHRAJE SANDEEP KADU Address of Applicant :71, RAMALAYA NANDANVAN NAGAR, SAVEDI, AHMEDNAGAR, MAHARASHTRA, INDIA-414 001. Maharashtra India 2)DR. MRS. SWATI SANDEEP KADU 3)DR. SANDEEP SITARAM KADU
(31) Priority Document No	:NA	(72)Name of Inventor : 1)SHANESHRAJE SANDEEP KADU 2)DR. MRS. SWATI SANDEEP KADU 3)DR. SANDEEP SITARAM KADU
(32) Priority Date	:NA	
(33) Name of priority country	:NA	
(86) International Application No	:NA	
Filing Date	:NA	
(87) International Publication No	: NA	
(61) Patent of Addition to Application Number	:NA	
Filing Date	:NA	
(62) Divisional to Application Number	:NA	
Filing Date	:NA	

(57) Abstract :



ABSTRACT Title of the Invention:-Shanesh's DigiGoniometer Introduction:- Accurate measurement and analysis of joints' range of movement (ROM) are important for assessing joint related health conditions and are valuable to clinicians for diagnostic and rehabilitation purposes. As an alternative to using the camera-based methods which are restrictive and expensive, we have developed the use of microelectromechanical devices such as accelerometers for measuring human joints movement. This patent presents the development of an accelerometer based system to measure range of motion of upper extremities lower extremities. CONCLUSION: This instrument will give the exact (accurate) measurement of range of motion (ROM) and will be more efficient and cost effective than the traditional Goniometer. Thus it will be very helpful for patients for their further prognosis and management at affordable cost.

No. of Pages : 9 No. of Claims : 2



Copyrights of Faculty

**1) FEEDBACK FORM FOR FACULTY ASSESSMENT BY STUDENTS FOR FORENSIC MEDICINE AND TOXICOLOGY,
REG.NO.-L-79859/2108, DATED- 27 DECEMBER 2018.**

  **Extracts from the Register of Copyrights**

Dated : 27/12/2018

1. Registration Number	: L-79859/2018
2. Name, address and nationality of the applicant	: DR. SANDEEP KADU , DR. VIKHE PATIL MEDICAL COLLEGE, AHMEDNAGAR-414111 INDIAN
3. Nature of the applicant's interest in the copyright of the work	: AUTHOR
4. Class and description of the work	: LITERARY/ DRAMATIC WORK
5. Title of the work	: FEEDBACK FORM FOR FACULTY ASSESSMENT BY STUDENTS FOR FORENSIC MEDICINE AND TOXICOLOGY
6. Language of the work	: ENGLISH
7. Name, address and nationality of the author and if the author is deceased, date of his decease	: DR. SANDEEP KADU , DR. VIKHE PATIL MEDICAL COLLEGE, AHMEDNAGAR-414111 INDIAN
8. Whether the work is published or unpublished	: UNPUBLISHED
9. Year and country of first publication and name, address and nationality of the publisher	: N.A.
10. Years and countries of subsequent publications, if any, and names, addresses and nationalities of the publishers	: N.A.
11. Names, addresses and nationalities of the owners of various rights comprising the copyright in the work and the extent of rights held by each, together with particulars of assignments and licences, if any	: DR. SANDEEP KADU , DR. VIKHE PATIL MEDICAL COLLEGE, AHMEDNAGAR-414111 INDIAN
12. Names, addresses and nationalities of other persons, if any, authorised to assign or licence of rights comprising the copyright	: N.A.
13. If the work is an 'Artistic work', the location of the original work, including name, address and nationality of the person in possession of the work. (In the case of an architectural work, the year of completion of the work should also be shown).	: N.A.
14. If the work is an 'Artistic work', whether it is registered under the Designs Act 2000 if yes give details.	: N.A.
15. If the work is an 'Artistic work', capable of being registered as a design under the Designs Act 2000, whether it has been applied to an article through an industrial process and, if yes, the number of times it is reproduced.	: N.A.
16. Remarks, if any	:
Diary Number :	15254/2018-CO/L
Date of Application :	02/11/2018
Date of Receipt :	02/11/2018

DEPUTY REGISTRAR OF COPYRIGHTS
DEPARTMENT OF FORENSIC MEDICINE AND TOXICOLOGY
AHMEDNAGAR

2) STANDARD OPERATING PROCEDURES (SOP'S) FOR TEACHING-LEARNING AND EVALUATION OF FORENSIC MEDICINE SUBJECT.

REG.NO.-L-94460/2020, DATED-8TH SEP 2020.

  **Extracts from the Register of Copyrights**

सत्यमेव जयते

Dated : 08/09/2020



1. Registration Number	: L-94460/2020
2. Name, address and nationality of the applicant	: DR.SANDEEP SITARAM KADU , DVVPE,S MEDICAL COLLEGE,NEAR MILK DAIRY,POST M.L.D.C, VADGAON GUPTA, AHMEDNAGAR-414111 INDIAN
3. Nature of the applicant's interest in the copyright of the work	: AUTHOR
4. Class and description of the work	: LITERARY/ DRAMATIC WORK
5. Title of the work	: STANDARD OPERATING PROCEDURES(SOP'S) FOR TEACHING-LEARNING AND EVALUATION OF FORENSIC MEDICINE SUBJECT.
6. Language of the work	: ENGLISH
7. Name, address and nationality of the author and if the author is deceased, date of his decease	: DR.SANDEEP SITARAM KADU , DVVPE,S MEDICAL COLLEGE,NEAR MILK DAIRY,POST M.L.D.C, VADGAON GUPTA, AHMEDNAGAR-414111 INDIAN
8. Whether the work is published or unpublished	: UNPUBLISHED
9. Year and country of first publication and name, address and nationality of the publisher	: N.A.
10. Years and countries of subsequent publications, if any, and names, addresses and nationalities of the publishers	: N.A.
11. Names, addresses and nationalities of the owners of various rights comprising the copyright in the work and the extent of rights held by each, together with particulars of assignments and licences, if any	: DR.SANDEEP SITARAM KADU , DVVPE,S MEDICAL COLLEGE,NEAR MILK DAIRY,POST M.L.D.C, VADGAON GUPTA, AHMEDNAGAR-414111 INDIAN
12. Names, addresses and nationalities of other persons, if any, authorised to assign or licence of rights comprising the copyright	: N.A.
13. If the work is an 'Artistic work', the location of the original work, including name, address and nationality of the person in possession of the work. (In the case of an architectural work, the year of completion of the work should also be shown).	: N.A.
14. If the work is an 'Artistic work' which is used or capable of being used in relation to any goods or services, the application should include a certification from the Registrar of Trade Marks in terms of the provision to Sub-Section (i) of Section 45 of the Copyright Act, 1957.	: N.A.
15. If the work is an 'Artistic work', whether it is registered under the Designs Act 2000 if yes give details.	: N.A.
16. If the work is an 'Artistic work', capable of being registered as a design under the Designs Act 2000, whether it has been applied to an article through an industrial process and if yes, the number of times it is reproduced.	: N.A.
17. Remarks, if any	: NIL

Diary Number : 9491/2020-CO/L


Date of Application : 12/07/2020

Date of : 12/07/2020




DEPUTY REGISTRAR OF COPYRIGHTS


3) DIFFERENCE BETWEEN TRADITIONAL AND COMPETENCY BASED MEDICAL EDUCATION. REG. NO-L-103692/2021, DATED-26 MAY 2021.

  **Extracts from the Register of Copyrights**

 Dated : 26/05/2021

1. Registration Number	: L-103692/2021
2. Name, address and nationality of the applicant	: SANDEEP KADU, "RAMALAYA" NANDANVAN NAGAR, SAVEDI, AHMEDNAGAR-414001 INDIAN
3. Nature of the applicant's interest in the copyright of the work	: AUTHOR
4. Class and description of the work	: LITERARY/ DRAMATIC WORK THIS SLIDE EXPLAINS BASIC DIFFERENCE BETWEEN TRADITIONAL AND COMPETENCY BASED MEDICAL CURRICULUM.
5. Title of the work	: DIFFERENCE BETWEEN TRADITIONAL AND COMPETENCY BASED MEDICAL EDUCATION
6. Language of the work	: ENGLISH
7. Name, address and nationality of the author and if the author is deceased, date of his decease	: SANDEEP KADU, "RAMALAYA" NANDANVAN NAGAR, SAVEDI, AHMEDNAGAR-414001 INDIAN
8. Whether the work is published or unpublished	: UNPUBLISHED
9. Year and country of first publication and name, address and nationality of the publisher	: N.A.
10. Years and countries of subsequent publications, if any, and names, addresses and nationalities of the publishers	: N.A.
11. Names, addresses and nationalities of the owners of various rights comprising the copyright in the work and the extent of rights held by each, together with particulars of assignments and licences, if any	: SANDEEP KADU, "RAMALAYA" NANDANVAN NAGAR, SAVEDI, AHMEDNAGAR-414001 INDIAN
12. Names, addresses and nationalities of other persons, if any, authorised to assign or licence of rights comprising the copyright	: SANDEEP KADU, "RAMALAYA" NANDANVAN NAGAR, SAVEDI, AHMEDNAGAR-414001 INDIAN
13. If the work is an 'Artistic work', the location of the original work, including name, address and nationality of the person in possession of the work. (In the case of an architectural work, the year of completion of the work should also be shown).	: N.A.
14. If the work is an 'Artistic work' which is used or capable of being used in relation to any goods or services, the application should include a certification from the Registrar of Trade Marks in terms of the provision to Sub-Section (i) of Section 45 of the Copyright Act, 1957.	: N.A.
15. If the work is an 'Artistic work', whether it is registered under the Designs Act 2000 if yes give details.	: N.A.
16. If the work is an 'Artistic work', capable of being registered as a design under the Designs Act 2000 whether it has been applied to an article through an industrial process and if yes, the number of times it is reproduced.	: N.A.
17. Remarks, if any	: NULL

Diary Number : 9182/2021-CO/L
Date of Application : 14/04/2021
Date of : 14/04/2021

 
DEPUTY REGISTRAR OF COPYRIGHTS

Awards & Recognitions of Faculty

AWARDS AND RECOGNITIONS – DR. SANDEEP KADU

- 1) *Best teacher Award, Dr. Vithalrao Vikhe Patil Foundation, Ahmednagar. State Level- 7th Aug-2017.*



2) *Vijay Rattan Gold Medal Award* by International Institute of Education and Management. New Delhi. National Level-2018



3) *Medical Excellence Award* by, Indian Solidarity Council, New Delhi. National Level-on 14th Dec 2018.

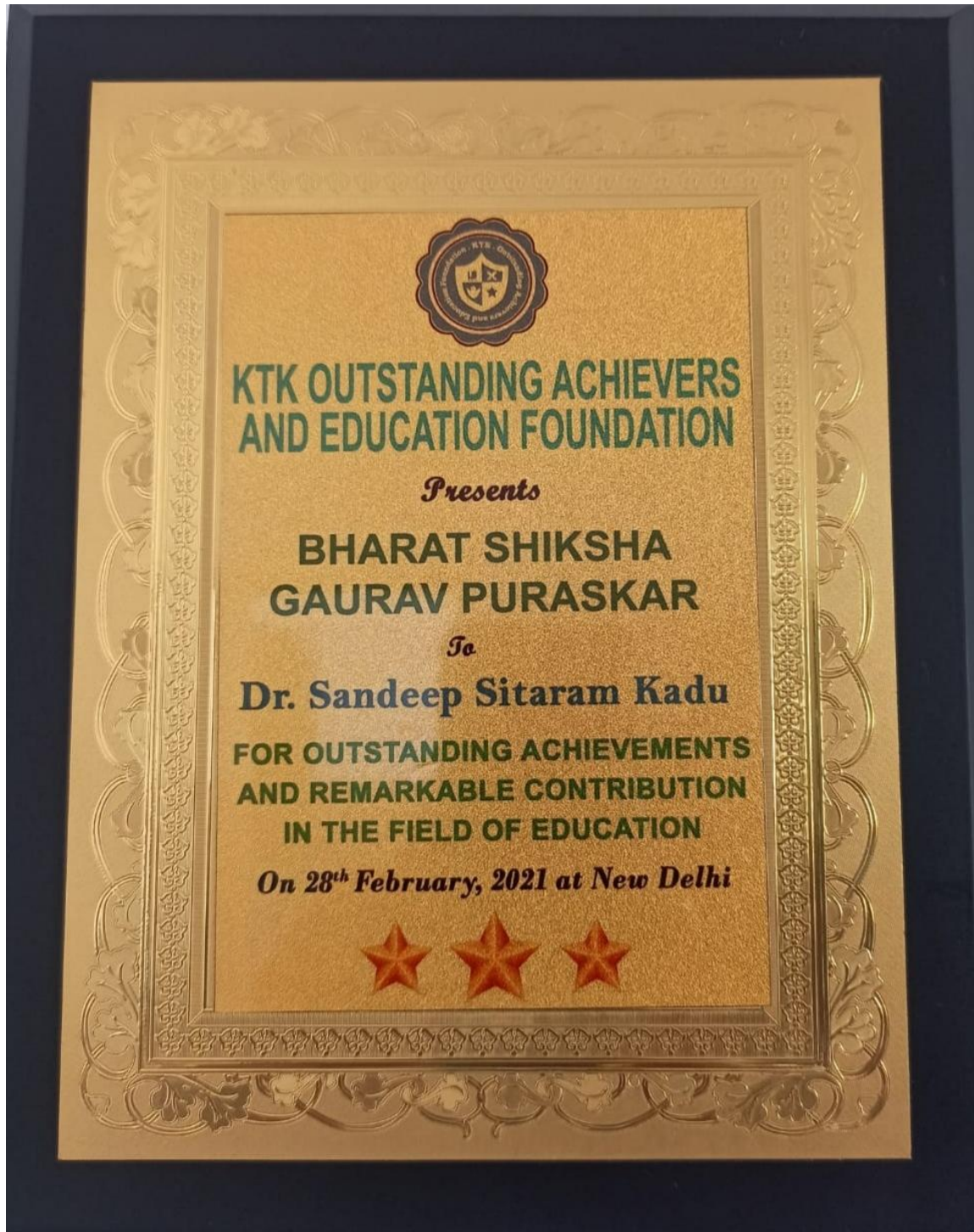




4) *ZEIIS Teacher Innovation Award* National Level -2019.



5) *Bharat Shiksha Gaurav Puraskar- KTK Outstanding Achievers and Education Foundation, 28th Feb 2021. National Level – 2021.*



- 6) *Awarded first prize in Faculty Presentation- Perception of Second Year M.B.B.S Student about Use of Cinema Clips in Teaching Medical Ethics MLAM, XXII Annual Conference Annual State Conference, Pravara Forensicon, 2019. R.M.C, Loni, State Level Conference, 13th October 2019.*



ICMR Student Research Project STS- 2017-00016

Assessment of Knowledge and Awareness of 375 IPC amongst Teenagers Boys (13-18 years) in Shelter Home of Snehalaya (Ahmednagar) Maharashtra - 2017- RISHIRAJ SINHA



**Student's Research
Projects Presented at
AVISHKAR – MUHS,
Nashik Competition**

Student's Research Projects Presented At AVISHKAR - Maharashtra University of HealthSciences (MUHS) Competition Under Guidance of Dr. Sandeep Kadu.

AVISHKAR 2018

- 1) Perception of punishment of rape for accused by medical students - **TVISHA SUBA**
- 2) Cheiloscopy and Innovative Non- Invasive Tool for Personal Identification -
GAYATRI TOSHNIWAL
- 3) Assessment of Medico-Legal Knowledge and Awareness About Post- Mortem
Examination among Postgraduate Students - **SAGAR LANDE**
- 4) Study of Correlation between the stature and vertex to pubic symphysis length -
ROHAN BORADE.
- 5) Study of eruption of third Molar between the age group of 18-21 years -
KRISHNAKANT AHER
- 6) Study of pattern of acute poisoning cases in females at rural tertiary care hospital in
Ahmednagar, Maharashtra, India - **NIL CHAJED.**

AVISHKAR 2019

- 1) To Study the Patter of Different Finger print (dactylography)-**SHIVANGI SINGH-**
*Awarded First Prize - Participated in Interuniversity AVISHKAR Competition of
Maharashtra State at Mumbai University.*
- 2) Evaluation of Awareness of Cybercrime in Medical Students - **SAGAR LANDE**
- 3) Estimation of Stature From Footprint Length - **RADHIKA YADAV**
- 4) Awareness about Pre- Conception and Pre- Natal Diagnostic Techniques (PC-PNDT)
Act among Married women in the Community - **SEJAL JAIN.**

Appointments as Journal Editor

DR. SANDEEP KADU

- 1) ***Executive Editor*** in **International Journal of Education and Research in Health Sciences.**



- 2) ***Managing Editor*** in **International Journal of Clinical and Biomedical Research**



3) *Member of editorial board in indian journal of forensic medicine and pathology.*



4) *National Advisory Board Journal of Forensic Medicine, Science and Law, Official Journal of Medicolegal Association of Maharashtra.*



**Guest Lecture / CME /
Conferences /
Workshops Conducted
by the Department**

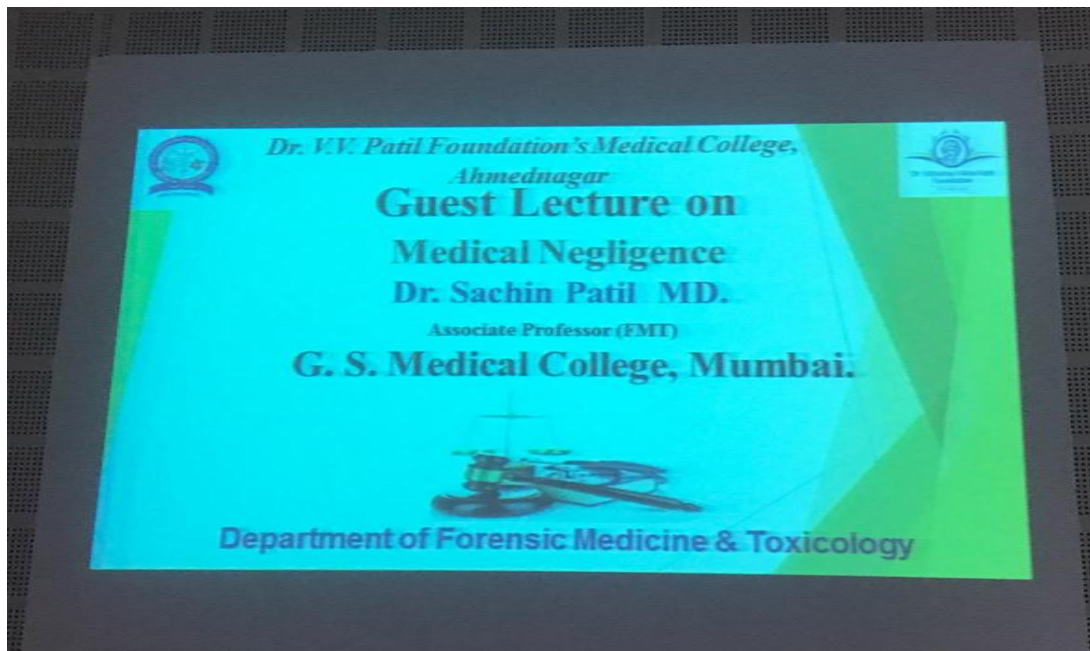
1) Guest lecture on DNA Fingerprinting, by Dr. Naresh Zanjad, Associate Professor, B.J. Medical College, Pune. 05th February 2015



2) Guest lecture on Medical Negligence, by Dr. Dhiraj Buchade, Associate Professor, Maulana Azad Medical College, Delhi. 10th March 2016.



3) Guest lecture on Protection of Children from Sexual Offences (POCSO Act.) by Dr. Sachin Patil, Associate Professor, G. S. Medical College, Mumbai. 12th January 2017



4) Workshop on MCCD, 28th DEC 2017, at DVVPF's Medical College, Ahmednagar.



5) Guest lecture on Demonstration of fire arm weapons by Assistant Police Inspector. MIDC Police Station, Ahmednagar .11th Sep 2018



**6) Guest lecture on Snakes Myths and Facts, by Snake Friend,
30th November 2018**



7) New Teaching & Learning Method – MOOT COURT, 10th Jan 2019



8) CME on Legal Aspects of Medical Practice-25th OCTOBER, 2019.



9) Students Seminar on Evidences in court of law Date 17 Jan 2020



10) Students Seminar on Forensic Odontology 13 Jan 2020



11) Students Seminar on Dactylography 17 Jan 2020.



12) Webinar on Clinical Trials — Planning, Conduct and Governance. 4 Aug 2020.



Dr. Vithalrao Vikhe Patil
Foundation
Ahmednagar

DR.VITHALRAO VIKHE PATIL FOUNDATION'S

MEDICAL COLLEGE & HOSPITAL

Opp. Govt. Milk Dairy, M.I.D.C., Viladghat, Vadgaon Gupta, Ahmednagar-414111



RESEARCH CELL



Research Cell

Organizing a Webinar on

Clinical Trials - Planning, Conduct and Governance

Deepti Goel

Executive Director, Harrison's Tech Consultants - A GCP Consulting Unit

- ▲ M.Pharm (Pharmacology) and PMP® by training with over 19 years of experience in Clinical Research, Site Management, Project Management, Quality Management, People Management, Learning & Development etc.
- ▲ Therapeutic areas include Dermatology, Oncology (Breast Cancer, Hodgkin's (NHL), Colorectal Cancer, Rheumatoid Arthritis, Pain Management, Hemorrhoids, Dermatology, Pulmonology (Upper Respiratory Tract Infections).

Dr. Sandeep Kadu
Coordinator
Research Cell

Dr. Sunil N. Mhaske
Dean,
Medical College & Hospital

Join Zoom Meeting
ID: 990 531 7143
Pass code: 1235

TUESDAY
4th AUGUST
2020
04:00 PM

Smita-Arora

78

Department of Forensic Medicine & Toxicology

13) Workshop on 'Synopsis Writing'-10th December 2020.



14) Guest lecture on 'Medico-legal Aspects of COVID-19' by Dr. Rajesh Dere, Dean BKC Jumbo COVID Hospital Mumbai, Professor and Head Dept. of Forensic Medicine, LTMMC, Sion, Mumbai. 16 July 2021.



15) Guest Lecture on Human Organ Transplantation Act 19, by Dr. Sandeep Kadu, 13 Aug 2021.



Research Publications of Faculty

Sr. No.	Name of Article	Authors	Name Of Jr	ISSN No.	Indexed In	Publication details		
						Year	Vol. No. Month	Pg. No.
1	"Homosexuality"-A socio-medico legal study.	Kadu S.S. Jondhale P.S, Hampe M	Medico legal update	P-0971- 720X E--0974- 1283	Copernicus Google scholar	2008	Vol-8 No. -2 July-Dec	9-12
2	Applicability of Doctors under consumer Protection Act, 1986 & The rules.	Kadu S.S.	Indian Jr of Forensic Medicine & Pathology	P-0974- 3383 E- 0974- 3391	SCOPUS Copernicus Google scholar	2009	Vol-2 No. -1 Jan-Mar	5-7
3	Present status of Juvenile Delinquency at Remand Home, Ahmednagar.	Kadu S.S. Deshpande V. L.	Indian Jr of Forensic Medicine & Pathology	P-0974- 3383 E-0974- 3391	SCOPUS Copernicus Google scholar	2009	Vol-2 No. -3 July-Sept	113-117
4	Laws related to women in India.	Kadu S.S. Burungale S., Mattu Neha, Khare Suraj	Medico legal update	P-0971- 720X E-0974- 1283	Copernicus Google scholar	2011	Vol -11 No. -1 Jan-June	106-109
5	Study of Eruption of Third Molar tooth in the age group of 17-25 yrs.	Kadu S.S. Kedar S.	The Antiseptic	P-0003-5998	Copernicus Google scholar	2011	Vol -108 No. -4 April	169-173
6	Medicolegal evaluation of suicidal deaths in rural area.	Kadu S.S. Asawa R.	Jr of Forensic Medicine, Science and Law	P-2277- 1867 E-2277- 8853	Copernicus Google scholar	2011	Vol -20 No.-1 Jan-June	2-5
7	Stature reconstruction from arm span.	Shinde C.L Kadu S.S.	The Antiseptic	P-0003-5998	Copernicus Google scholar	2012	Vol -109 No. -2 February	91-92
8	Forensic Radiology in India: Current trends.	Kadu S.S.	Indian Jr. of basic applied Medical Research	P-2250-284X E-2250- 2858	Copernicus Google scholar	2012	Vol-1 No. -2 March	148-152
9	Postpartum Hemorrhagic Death Due to Retained Placenta in Uterus.	Chormunge Vijay, Kadu S.S., Asawa S.	Indian Jr. of Forensic Medicine & Pathology	P-0974-3383 E-0974- 3391	SCOPUS Copernicus Google scholar	2011	Vol-4 No. -4 Oct-Dec	179-181
10	Using cinema and video clips in Forensic Medicine teaching -An Innovative approach.	Kadu S.S., Kadu Swati, Kunkulol R.R.	Jr of Forensic Medicine, Science and Law	P-2277- 1867 E--2277- 8853	Copernicus Google scholar	2012	Vol -20 No. -1 Jan-June	2-5
11	Impact of video clips as innovative aids in learning Medical Ethics: Cross Section study.	Kadu S.S.	International Jr of Health care & Biomedical Research	P- 2319- 7072	Copernicus Google scholar	2014	Vol-2 No. -2 January	119-122
12	Profile of Medicolegal cases at tertiary care hospital in Ahmednagar, Maharashtra	Kadu S.S. Tandle R.M. Deshpande V.L Waje D. R	Indian Jr of Forensic Medicine & Pathology	P-0974- 3383 E-0974- 3391	SCOPUS Copernicus Google scholar	2015	Vol-4 No. -4 Oct-Dec	113-115

13	<i>Study of Acute poisoning cases at rural tertiary care hospital in Ahmednagar, Maharashtra</i>	Tandle R. M. Kadu S.S. Deshpande V.L. Waje D. R	Medicolegal Update.	P-0971- 720X E--0974- 1283	Copernicus Google scholar	2016	Vol -16 No. -4 July-Dec	42-45
14	<i>Assessment of Medico-legal knowledge among interns and residents at Vikhe Patil Institute of Medical sciences</i>	Kadu S.S. Tandle R.M.	Indian Jr. of Forensic Medicine & Pathology	P-0974- 3383 E-0974- 3391	SCOPUS Copernicus Google scholar	2016	Vol-9 No. -3 July-Sept	126-128
15	<i>A rare case of Congenital bowel atresia- A Ultrasound Sign of unsure prognosis.</i>	Kadu S.S.	International Jr of Education & Research in Health sciences	P-2455- 555X E-2455- 2410	Copernicus Google scholar	2016	Vol-2 No. -3 July-Sept	50-51
16	<i>Acknowledging the Indian Innovators Finger print</i>	Kadu S.S.	International Jr of Education and Research in Health Sciences	P-2455- 555X E-2455- 2410	Copernicus Google scholar	2016	Vol-2 No. -3 July-Sept	33
17	<i>Assessment pattern and profile of substance among children in slum areas of Ahmednagar.</i>	Kadu S.S.	Indian Jr. of Forensic Medicine & Pathology.	P-0974- 3383 (Print) E--0974- 3391	SCOPUS Copernicus Google scholar	2017	Vol -10 No. -1 Jan-Mar	23-27
18	<i>Impact of post lecture immediate textbook reading of taught topic on learning and knowledge of health sciences student: An innovative teaching learning method to promote excellence in health sciences teaching.</i>	Kadu S.S.	International Jr of Education & research in health sciences.	P-2455- 555X E--2455- 2410	Copernicus Google scholar	2017	Vol-3 No. -1 Jan-Mar	3-4
19	<i>Autopsy study of pattern of abdominal injuries in road traffic accident.</i>	Kadu S.S.	International Jr of Education And research in health sciences.	P-2455- 555X E--2455- 2410	Copernicus Google scholar	2017	Vol-3 No. -2 Apr-June	90-92
20	<i>Study of pattern of acute poisoning cases in females at rural tertiary care hospital in Ahmednagar, Maharashtra, India.</i>	Kadu S.S.	International Jr of Education And research in health sciences.	P-2455- 555X E-2455- 2410	Copernicus Google scholar	2017	Vol-3 No.-3 July-Sept	122-124
21	<i>Forensic Nursing: New Challenging Speciality Filed for Nurses.</i>	Kadu S.S.	International Jr of Education & research in health sciences.	P-2455- 555X E-2455- 2410	Copernicus Google scholar	2017	Vol-3 No.-4 Sept-Dec	189

22	<i>Effective Communication Skills to aid Positive Doctor Patient Relationship.</i>	Kadu S.S.	International Jr of Education And research in health sciences.	P-2455- 555X E-2455- 2410	Copernicus Google scholar	2018	Vol-1 No. -1 Apr-June	1-2
23	<i>Correlation Between Body height and Vertex to Pubis symphysis length.</i>	Kadu S.S.	IJBAMR Indian Jr of Basic and Applied Medical Research.	P-2250-284X E-2250-2858	Copernicus Google scholar	2018	Vol-8 No. -1 Sept-Dec	19-22
24	<i>Assessment of Knowledge and Awareness of 375 IPC amongst Teenage Boys (13-18 years) in Shelter Home of Snehalaya (Ahmednagar) Maharashtra.</i>	Kadu S.S.	International Jr of Science and Research.	P-2319-7064	Copernicus	2018	Vol -7 No. -12 Dec	456-460
25	<i>Pattern of Eruption of the Third Molar Teeth in the Age Group of 17-25 years of Medical College Student.</i>	Kadu S.S.	VIMS Health Sciences Jr	P-2348- 523x E--2454- 1982	Copernicus Google scholar	2019	Vol-6 No. -1 Jan-Mar	21-23
26	<i>Impact of MCCD Workshop on Knowledge and Awareness in Post-graduate Residents at a Tertiary care Teaching Hospital</i>	Kadu S.S.	International Jr of Clinical and Biomedical Research.	P-2395-0471 2521-0991	Copernicus Google scholar	2019	Vol-5 No. -2 April	15-17
27	<i>Evaluation of Knowledge and Attitude about Postmortem Examination Among Post Graduate Residents</i>	Kadu S.S.	Indian Jr of Forensic Medicine and Pathology	P-0974-3383 E-0974- 3391	SCOPUS Copernicus	2019	Vol -12 No. -3 July-Sept	242-245
28	<i>Academic leadership in Health Sciences Education in India.</i>	Kadu S.S. K.D. Chavan	Jr of Forensic Medicine Science and Law.	P-2277-1867 E-2277- 8853	Copernicus	2019	Vol-28 No.-1 July-Dec	11-16
29	<i>To evaluate the epidemiological factors affecting the severity of scorpion Envenomation in Pediatric age group.</i>	Kadu S.S. Shirsath U.	Indian Jr of Forensic Medicine and Pathology	P-0974-3383 E-P-0974- 3391	SCOPUS Copernicus	2020	Vol -13 No. -1 Jan-Mar	89-93

30	<i>Perception of medical students regarding punishment of rape for accused: a cross- sectional study</i>	SubaTvishaN, Raut Prithish K, Kadu S. S.	International Jr of Clinical and Biomedical Research,	P-2395-0471 E-2521- 0991	Copernicus	2020	Vol-6 No. -2 Apr-June	13-17
31	<i>Evaluation of awareness of cybercrime in medical students</i>	Sagar Lande, Sandeep Kadu	World Jr of Advance Healthcare Research	P-2457-0400	Copernicus	2020	Vol-4 No. -3 April	79-81
32	<i>Estimation of stature from footprint length</i>	Sandeep S. Kadu Radhika R. Yadav	Jr of Forensic Medicine Science & Law	P-2277-1867 E-2277- 8853	Copernicus	2020	Vol -29 No.-1 Jan-June	23-27
33	<i>Pattern of different types of Fingerprints amongst the community- An Observational crosssectional study.</i>	Sandeep S. Kadu, Shivangi U. Singh.	VIMS Health Sciences Jr	P-2348- 523x E-2454- 1982	Copernicus	2020	Vol -7 No. -2 Apr-June	50-53
34	<i>Cheiloscopy: An innovative and noninvasive aid for personal identification</i>	Sandeep S. Kadu, GyatriToshniwal	Indian Jr of Forensic Medicine and Pathology	P-0974-3383 E-0974- 3391	SCOPUS Copernicus	2020	Vol -3 No.- 2 Apr-June	303- 307
35	<i>Awareness about PCNDT act among the married women in community-An observational cross sectional study</i>	Sandeep S. Kadu, Sejal Jain	Indian Jr of Forensic Medicine and Pathology	P-0974-3383 E-0974- 3391	SCOPUS Copernicus	2020	Vol -3 No. -4 July-Dec	537- 539
36	<i>Microethics in clinical practice</i>	Sandeep S. Kadu, Akshaya Bhaskaran	VIMS Health Sciences Jr	P-2348- 523x E--2454- 1982	Copernicus	2020	Vol -7 No. -3 Sept-Dec	66
37	<i>Pesticide Use and Health Hazards in India</i>	Sandeep S Kadu, Anand Gaikwad	Jr of Forensic Medicine Science and Law.	P-2277-1867 E-2277- 8853	Copernicus	2020	Vol -29 No.-2 June-Dec	75-76
38	<i>Pattern of Acute Organophosphorus Poisoning at a Tertiary Care Hospital of Western Maharashtra</i>	Sandeep Kadu, ShamkumarBhurungule	International Jr of Clinical & Biomedical Research	P-2395-0471 E-2521- 0991	Copernicus	2021	Vol -7 No.- 2 April	25-29
39	<i>A study of age estimation from digital X-ray of shoulder joint in south Gujarat region.</i>	Parkhe S. N. Patel J. B.	MedPulse International Jr of Forensic Medicine.	P- 2579-0935, E- 2636-4735	Copernicus	2021	Vol-17 No.-1 January	01-05

40	An analytical study to evaluate the correlation between serum uric acid levels and deaths in acute myocardial infarction patients at a tertiary level institute catering to rural population of western Maharashtra	Jalindar Baravkar, Shivnath Parkhe	VIMS Health Sciences Jr	P-2348- 523x E--2454- 1982	Copernicus	2021	Vol -8 No. -3 Sept-Dec	94-98
----	---	------------------------------------	-------------------------	-------------------------------	------------	------	------------------------------	-------

International	13
National	23
State	04
Total	40

Paper & Posters Presented at Various Conferences by Faculty

Paper Presented at Various Conferences by Dr. Sandeep Kadu

- *Study of Suicidal Deaths in Rural Area*. Statemedicron, Sindhudurg, 2007.
- *Forensic Radiology – Futuristic Scenario*. Stateforensicon, Rmc, Loni, A.Nagar, 2011.
- Assessment of Post Lecture Immediate Textbook Reading Of Taught Topic On *Learning And Knowledge of Forensic Medicine Subject: An Innovative Teaching Learning Method*. State Level Research Conference, 3rd January 2018, MUHS, Nashik.
- Perception of Second Year M.B.B.S Student About Use Of Cinema Clips In Teaching Medical Ethics MLAM, XXII Annual Conference Annual State Conference, Pravara Forensicon, 2019.R.M.C, Loni, State Level Conference, 13 October 2019. **1st Award, In Faculty Category**

Posters Presented in Conferences by Dr. Sandeep Kadu

- **Poster Presentation on Professional Misconduct and Negligence**, at X National Seminar of Hospital and Health Care Management and Medicolegal System, 8-11 May 2008, at Symbiosis, Pune.

Posters Presented in Conferences by Dr. Shivnath Parkhe

- **Poster presentation on Mistry beneath the Ligature Mark**, in “FORENSIC MEDICON 2015” Indian Academy of Forensic Medicine National Annual Conference, Porur, Chennai. (23 to 25 Jan 2015) at Shri. Ramchandram Medical College, Porur. Chennai.



**National, State, MUHS
level & other special
appointments of Faculty**

NATIONAL LEVEL APPOINTMENTS - DR. SANDEEP KADU

Sr. No	Name of the Appointment	Name of National Authority	Date
1	Observer for online Curriculum Implementation Support Program (CISP-II) from 29th-30th September, 2020 at S.M.B.T Institute of Medical Sciences & Research Centre, Igatpuri, Nashik.	Medical Council of India (MCI)	29 & 30 September 2020
2	Observer for "Revised Basic Course Workshop (rBCW)" at Mahatma Gandhi Mission's (MGM) Medical College, Aurangabad.	National Medical Council (NMC)	05 - 07 April 2021
3	Resource Faculty for Competency Based Education in Forensic Medicine	MEU India	June to December 2020
4	Observer for "Revised Basic Course Workshop (rBCW)" at Dr.Ulhas Patil Medical College, Jalgaon.	National Medical Council (NMC)	7-9 September 2021
5	Observer for "Revised Basic Course Workshop (rBCW)" at Mahatma Gandhi Mission's (MGM) Medical College, Aurangabad.	National Medical Council (NMC)	22-24 September 2021

SPECIAL UNIVERSITY (STATE) LEVEL APPOINTMENTS

Sr. No.	Name Of Appointment	University Name	Approval Reference Letter No/Dated
1	Member of Board of studies (BOS) Maharashtra University of Health Sciences, Nashik (Para clinical UG & PG)	Maharashtra University of Health Sciences, Nashik.	MUHS/ELN/A - 1200/2018 Date – 31/12/2018.
2	Member of Board of studies (BOS) Dr. D. Y. Patil Vidyapeeth, Pune. (Para clinical UG & PG)	Dr. D.Y. Patil Vidyapeeth, Pune.	DPU/216/2020 Date – 9/3/2020.
3	Curricular Committee Member, MUHS.	Maharashtra University of Health Sciences, Nashik.	MUHS/IMETTT/112/2020 Date -12/08/2020.
4	Maharashtra University of Health Sciences, Nashik (M.U.H.S)- Inspector for Local Inspection Committee (LIC) for Continuation / Extension of Affiliation for the academic year for various Medical, Dental, Physiotherapy, Nursing Colleges.	MUHS, Nashik. GMC, Latur SGS & KEM, Mumbai. Terana Medical College, Mumbai. Somayya Medical College, Mumbai. GMC, Yawatmal.	1. MUHS/Acad-1/E-1/34/1102/5184/2019. Date- 30/11/2019 2. MUHS/Acad-1/E-1/34/1102/5186/2019. Date- 30/11/2019. 3. MUHS/PB/UG/P- 5/1464/2019. Date - 29/11/2019.
5	Member of Curriculum Committee of Maharashtra University of Health Sciences, Nashik (M.U.H.S) for Organ transplant Workshop.	Maharashtra University of Health Sciences, Nashik.	MUHS/IMETTT/409/2019 Date -21/9/2019.
6	Member of Task Force to prepare curriculum for Competency based Medical Education (CBME) for phase II of Maharashtra University of Health Sciences, Nashik	Maharashtra University of Health Sciences, Nashik.	MUHS/5780/2019. Date -27/11/2019.
7	Member of 'Research Expert Committee'/ resource person for Maharashtra University of Health Sciences, Nashik, (M.U.H.S), State Level Research Competition-19-20.	Maharashtra University of Health Sciences, Nashik.	MUHS/URD/70/2020 Date – 25/2/2020.
8	Team Manager of MUHS for Inter University State Level AVISHKAR 15-17 Jan	Mahatma Phule Krishi Vidyapeeth, Rahuri.	MUHS/SW/AP/2.4/80/2018 Date – 12/1/2018.

	2018, At Mahatma Phule Krishi Vidyapeeth, Rahuri.		
9	Member of UIQAC Cell of Pravara Institute Of Medical Sciences (PIMS), Loni.	Pravara Institute of Medical Sciences (PIMS), Loni.	PIMS-DU/IQAC/2019/956 Date – 4/6/2019.
10	Member of Board of Research Committee. (BORS MUHS approved)	Maharashtra University of Health Sciences, Nashik.	MUHS/Acad-1/EO-1/UG & PG/4419/2018. Date-12/12/2018.
11	Faculty for Basic and Advanced Research methodology workshop. (MUHS approved), MUHS, Nashik.	Maharashtra University of Health Sciences, Nashik.	MUHS/IMETTT/Nashik 28/2020 Date – 24/1/2020
12	Faculty for MCI-Competency Based Curriculum Implementation and Support Program (CBME) - MUHS, Nashik.	Maharashtra University of Health Sciences, Nashik.	MUHS/IMETTT, Nashik/10 3/2019 Date – 15/3/2019.
13	Subject Expert for Interviews of HSET Faculty of IMETTT of MUHS.	Maharashtra University of Health Sciences, Nashik.	MUHS/Estt/109/2020 Date – 30/1/2020.
14	Special Vigilance squad for Theory examination- MUHS, Nashik.	Maharashtra University of Health Sciences, Nashik.	MUHS/XC-60/Win17/26/7867/2017. Date – 21/11/2017.
15	Committee for Book approval- 1. Principles of Forensic Medicine and Toxicology 2. Review of Forensic medicine including clinical and pathological aspects	Maharashtra University of Health Sciences, Nashik	1. MUHS/33/E- 1/2238/2019. Date-06/06/2019. 2. MUHS/33/E- 1/2865/2019. Date-18/07/2019.
16	Faculty for online FMT lectures of MUHS.	Maharashtra University of Health Sciences, Nashik	MUHS/R-/2020 DATED-30/05/2020
17	Scrutiny Committee Member for RESEARCH PROJECT ON COVID 19	Maharashtra University of Health Sciences, Nashik	MUHS/URD/94/2020 DATED-27/05/2020
18	Nomination for CISP II MCI WEBINAR-17- 19JUN 2020	Maharashtra University of Health Sciences, Nashik	MUHS/IMETTT/84/2020 DATED 12/06/2020
19	Resource person for CISP II-22-23 JULY.	Maharashtra University of Health Sciences, Nashik	MUHS/IMETTT/102/ 2020 DATED 17/07/2020 MUHS/IMETTT/107/ 2020 DATED 20/07/2020
20	Resource person for Online Basic Course in Biomedical	Maharashtra University of Health	MUHS/METTT/129/ 2020 DATED 12/10/2020

	Research (Basic Workshop in Research Methodology) – 14-16 October 2020, 04-06, November 2020, 08-10 December 2020	Sciences, Nashik	MUHS/METTT/152/ 2020 DATED 02/11/2020 MUHS/METTT/163/ 2020 DATED 04/12/2020
21	Executive Committee Member of Medico-legal Association of Maharashtra (MLAM) 2018-2021.	Medicolegal Association of Maharashtra	-
22	Nomination for CISP II MCI WEBINAR-17th -19th June 2020	Maharashtra University of Health Sciences, Nashik	MUHS/IMETTT/84/2020 Dated -12/06/2020
23	Resource person for CISP-II 22nd -23rd July 2020	Maharashtra University of Health Sciences, Nashik	MUHS/IMETTT/102/ 2020 Dated -17/07/2020 MUHS/IMETTT/107/ 2020, Dated - 20/07/2020
24	Resource person for Online Basic Course in Biomedical Research (Basic Workshop in Research Methodology) – 1) 14 th -16 th October 2020, 2) 04 th -06 th November 2020, 3) 08 th -10 th December 2020 4) 19 th -21 st January 2021	Maharashtra University of Health Sciences, Nashik	1. MUHS/METTT/129/ 2020 Dated- 12/10/2020 2. MUHS/METTT/152/ 2020 Dated- 02/11/2020 3. MUHS/METTT/163/ 2020 Dated- 04/12/2020
25	For teacher's approval as subject expert at ACPM, Dhule and SMBT, Igatpuri, Nashik.	Maharashtra University of Health Sciences, Nashik	2534/ACPMME/DHULE Dated-19/12/2020
26	Member of fellowship scholarship committee for Avishkar-19.	Maharashtra University of Health Sciences, Nashik	MUHS/S.W/Avishkarfello/103/2021 1 Dated -21/01/21
27	Faculty for NMC "Revised Basic Course Workshop in MET", 02 -04 February 21	Maharashtra University of Health Sciences, Nashik	MUHS/METTT/57/2021 Dated -28/01/21

SPECIAL APPOINTMENTS AT COLLEGE LEVEL OF DR. SANDEEP S. KADU

- 1) *Co-ordinator of Research cell. (MUHS approved Research Cell)*
- 2) *Chairman, Institutional ethics committee (IEC), Anand Rishiji Hospital, Ahmednagar.*
- 3) *President-VIMS ALUMNI ASSOCIATION.*
- 4) *Member, Institutional ethics committee (IEC), DVVPF'S Medical College, Ahmednagar.*
- 5) *Member of Curriculum Committee, DVVPF'S Medical College, Ahmednagar.*
- 6) *Judge for 'Inventum-16,18,20' – (National Level Student's research Competition- PIMS , LONI)*
- 7) *College Gathering In charge, 2004-2011*
- 8) *Member of MET Unit, Ex coordinator-MET unit-2006-2011*
- 9) *Member, Local Standing Committee, DVVPF'S Medical College, Ahmednagar.*
- 10) *Member of Anti-Ragging Committee.*
- 11) *Judge for Clinical Meeting.*
- 12) *Member of Library Committee.*
- 13) **Mentor for Roll No 111-120 MBBS Batch 2016.** DVVPF'S Medical College, Ahmednagar
- 14) **Member Secretary Grievance Redressal Committee SC, ST, OBC Student, Teaching & Non-Teaching Staff,** DVVPF'S Medical College, Ahmednagar.

Additional Qualifications of Staff

DR. SANDEEP S. KADU.

- 1) **D.M.R.E** (C.P. S. MUMBAI).
- 2) **L.L.B**, (PUNE UNIVERSITY).
- 3) **M.B.A** (HOSPITAL MANAGEMENT-Sikkim Manipal University)
- 4) **PGDHHM** (IGNOU).
- 5) **CFMJ** (PUNE).
- 6) **PGDMLS** (SYMBIOSIS).
- 7) **ACME** (SGSMC-KEM, MUMBAI)
- 8) **Ph.D. (Scholar)** at PIMS, Loni.

SHORT COURSES DONE BY DR. SANDEEP KADU

- 1) **Advanced Course on MET** (6 Moths Course- July-2011-Dec-2011), MUHS MET Unit, Aundh Pune.
- 2) **FOETAL Ultrasound Fellowship Award**-1/1/2012-15/02/2012, Sonocare Diagnostic Centre, Aurangabad.
- 3) **NPTEL Online Certification, Health Research Fundamentals-NIE-ICMR E Certificate Course: NIECER 101**, Jul-Sep-2017.
- 4) **NIDA Clinical Trial Network, Good Clinical Practices**, 15 Nov 2017.
- 5) **Advance Course In Research Methodology**-MUHS, Nashik-June 2018.
- 6) **Advance Course In Medical Education**, Seth G.S Medical College and KEM Hospital, Mumbai (MCI Nodal Center)-1 year Course-2018-2019.
- 7) **Ethics Research**-Swayam, Government of India Online Course-June 2019-Nov 2019.
- 8) **Quarantine & Isolation**, iGOT, Govt. of India 14th April 2020.
- 9) **Basics of COVID-19**, iGOT, Govt. of India 14th April 2020.
- 10) **Health care accreditation, MEU India**, 1 April 2020 to 30 June 2020.
- 11) **Fundamentals of Medical Ethics**, The Norwegian Medical Association, 9 Aug 2020.
- 12) **NPTEL (SWAYAM) Online Certification, Basic Course in Biomedical Research – Cycle 2** Mar – June 20.
- 13) **NITTTRC (SWAYAM) Online Certification, Student Psychology**, Aug – Dec 2020.
- 14) **Effective PPT Designing and Presentation**, MEU India, 16 April - 13 May 2021.
- 15) **Educational leadership (SWAYAM)**- July- September 2021

PROJECT WORK

- **India's first Digital (Virtual) museum of Forensic Medicine**
- **Organization and Evaluation of Radiology Department**, Dr. Vitthalrao Vikhe Patil Memorial, Hospital, Ahmednagar.
- **Use of Cinema Clips in Teaching of Forensic Medicine.**

Curricular/ Co-Curricular/ Extracurricular Achievements

- 1) Youth Courses of Art of living for M.B.B.S. Students.
- 2) Money Contribution for Poor Students Tuition Fees.
- 3) Money Contribution to 26/11 Legends
- 4) Money Contribution for kidney transplant of two renal failure patients.

लोकामत अहमदनगर, गुरुवार, दि. ३१ मार्च २०१८

विखे फाऊंडेशनने घेतली संदीपच्या डायलेसिसची जबाबदारी मदतीचा हात : विद्यार्थ्यांकडून दहा हजारांची मदत

अहमदनगर : दोन्ही किडन्या निकामी झालेल्या कामरगाव येथील संदीप साठे याच्या उपचारासाठी पद्मश्री डॉ. विठ्ठलराव विखे पाटील फाऊंडेशनच्या मेडिकल कॉलेजच्या विद्यार्थ्यांनी बुधवारी दहा हजार रुपयांची मदत दिली. दरम्यान, या युवकाच्या डायलेसिसची जबाबदारी फाऊंडेशनने घेतली आहे.

दहावीत असणाऱ्या संदीपच्या दोन्ही किडन्या निकामी असून त्याच्या उपचाराचा खर्च त्याच्या आई-वडिलांना परवडणारा नाही. हातावर पोट असणाऱ्या या जन्मदात्यांनी मुलाच्या उपचारासाठी राहते घरच विक्रीस काढल्याचे वृत्त 'लोकामत'ने प्रसिद्ध केले होते. या वृत्तानंतर समाजाच्या विविध स्तरातून मदतीचा ओघ सुरू झाला आहे. विखे पाटील फाऊंडेशनच्या विळद घाटातील मेडिकल कॉलेजच्या विद्यार्थ्यांनी शिष्यजयंतीच्या मिरवणुकीचा खर्च टाकून दहा हजार रुपयांची मदत जमा केली. फाऊंडेशनचे उपसंचालक डॉ. अभिजित दिवटे, सचिव डॉ. बी. सदानंदा, प्राचार्य नियुक्त एअर मार्शल डॉ. डी. पी. जोशी यांच्या हस्ते ही मदत आज संदीपचे वडील भाणिक साठे यांच्याकडे सुपूर्द करण्यात आली. उपप्राचार्य डॉ. आर. के. पडळकर व डॉ. एस. एन. म्हस्के, डॉ. संदीप कडू, एम. बी. प्लेसमेंटचे संचालक कैलास दिघे, कामरगावचे सामाजिक कार्यकर्ते तुकाराम कातोरे, तसेच या उपक्रमासाठी पुढाकार घेतलेले विद्यार्थी सम्यक खैरे, शिवम मोरे, राहुल मेहता यावेळी उपस्थित होते. सध्या संदीपच्या डायलेसिसचे उपचार पुण्यात सुरू आहेत. तेथील खर्च या कुटुंबाला परवडणारा नाही. त्यामुळे हे उपचार फाऊंडेशनच्या रुग्णालयात करण्याची जबाबदारी यावेळी डॉ. दिवटे यांनी घेतली. फाऊंडेशनचे मुख्य कार्यकारी अधिकारी डॉ. सुजय विखे यांनी विद्यार्थ्यांच्या या उपक्रमाचे कौतुक केले आहे. (प्रतिनिधी)



**Resource Person /Faculty
/Guest Speaker for Various
Conferences Seminars/
Workshops**

**Resource Person /Faculty /Guest Speaker for Various
Conferences/ Seminars/Workshops Delivered by Dr. Sandeep S.
Kadu**

- 1) *Seminar on Medical Practice and Law*, 9th Oct 2005,
Organized by IMA, Ahmednagar.



2) Guest Lecture for PSI of Ahmednagar District On Child Kidnapping and Rape, at SP Office, 22nd Jul 2006, Ahmednagar.



3) *Forensic Medicine from Advocates Point of View-for Law Students, New Law College, Ahmednagar, 6th June, 2010.*



4) *Guest Lecture On Medical Ethics: On Professional Misconduct and Negligence, at RMC, Loni.31 March 2016.*



5) Guest Lecture for DYSP and PSI On Investigation of Murder and Homicide Case, 17th Nov 2015, Maharashtra Police Academy, Nashik.



6) *Workshop On MCCD, 28th Dec 2017, at DVVPF's Medical College, Ahmednagar.*



7) *MEDKNOW-Medicolegal Aspects of Practice of Medicine, 30th -31st May 2018, at DVVPF's Medical College, Ahmednagar.*



**8) Faculty for Basic Workshop In Research Methodology, 1-3
Aug-18 at DVVPF's Medical College, Ahmednagar**



9) *Faculty for Advance Workshop in Research Methodology, 3 - 8 Jan 2020, MUHS, Nashik*



10) Resident as Teacher Workshop, D.V.V.P. F's College of Physiotherapy Ahmednagar, 11th - 12th March-2019.



**11) Basic Workshop in Health Sciences Education Technology,
D.V.V.P.F's College of Physiotherapy Ahmednagar, 1st August
- 3rd August 2019.**



**12) HSET Workshop, Health Science Education Technology.
Ahmednagar Homoeopathic Medical College, 17/09/2019-
19/09/2019.**



**13) Medknow-2019, D.V.V.P.F's Medical College, Ahmednagar,
16th -17th August.2019.**



14) CME on Legal Aspects of Medical Practice, D.V.V.P.F's Medical College, Ahmednagar, 25th October, 2019.



15) Basic Workshop in Research Methodology, D.V.V.P.F's College of Physiotherapy, Ahmednagar, 18th -20th November-2019.



16) Faculty for Advance Workshop in Research Methodology, Institute of Medical Education Technology and Teachers' Training MUHS Nashik, 03 to 08 February 2020.



Faculty for CPD on Awareness of Skin Care, D.V.V.P.F's Medical College, Ahmednagar, 15th Feb 2020.



17) Resource person for CISP-II Online Workshop, MUHS, Nashik, 22-23 July 2020.

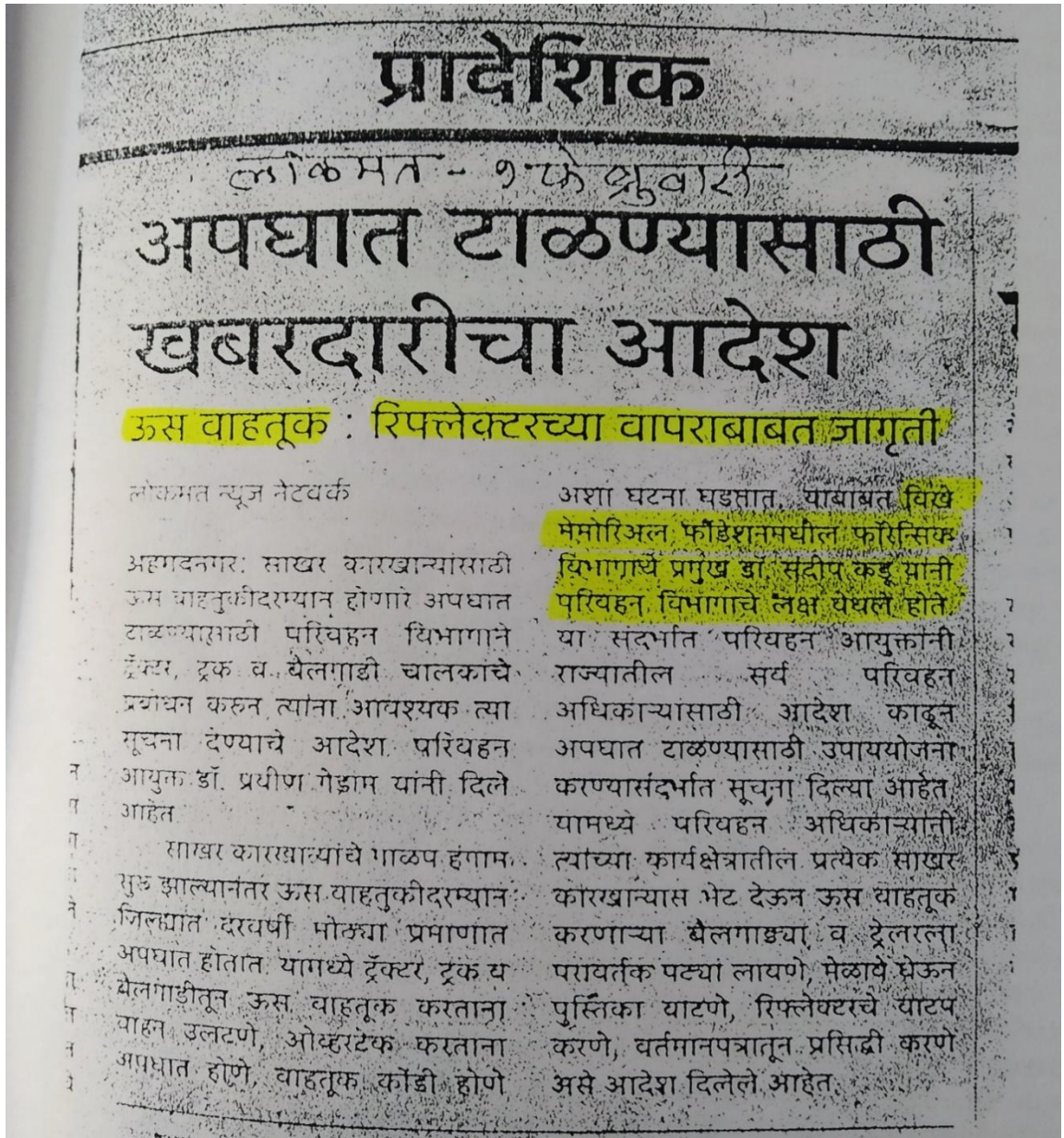
18) Resource person for Online Basic Course in Biomedical Research (Basic Workshop in Research Methodology) – 14-16 October 2020, 04-06 November 2020, 08-10 December 2020, organized by MUHS, Nashik.

19) Resource faculty for online conference Resident as Teacher, Organized by DVVPF's College of Physiotherapy, on 06-07 January 2021.

- 20) **Guest Lecture on “VIRTUAL LEARNING: PROS & CONS”, XXIII ANNUAL STATE CONFERENCE OF MEDICOLEGAL ASSOCIATION OF MAHARASHTRA (Forensicon 2020), 11 April 2021.**
- 21) **Capacity Building of Health Care Professionals in Tackling COVID – 19 PANDAMIC” COVID -19 PANDEMIC - ROLE OF DIGITALIZATION AND ARTIFICIAL INTELLIGENCE”, M.U.H.S., Nashik, 04 May 2021**

SOCIAL OUTREACH SERVICES OR PROGRAMS

- 1) “Assessment knowledge and awareness of IPC 375 among the teenager boys (13years to 18 years) in shelter Home of Snehalaya Ahmednagar, Maharashtra.”
- 2) Awareness about reflectors behind sugar cane carrying tractors amongst sugarcane factory owners.



FELICITATION BY SHREE GURUVARYA BHASKARGIRI MAHARAJ TO DR. SANDEEP S. KADU



3) Guest lecture on Snakes Myths and Facts. By Snake Friend,
30th November 2018



4) Work done for COVID-19 Patient in Pandemic and got Corona Warrior Award, on 15th August 2021



लोकमत

आरोग्य सेवकांना कोरोना योद्धा पुरस्कार

नवनागापूरमध्ये सन्मान : ग्रामपंचायत कर्मचाऱ्यांचाही गौरव

लोकमत न्यूज नेटवर्क
नवनागापूर : स्वातंत्र्यदिनाचे औचित्य साधून रविवारी (दि.१५) नवनागापूर येथे कोरोना काळात उत्तम आरोग्यसेवा देणारे डॉक्टर, परिचारिका, अंगणवाडी सेविका, मदतनीस, आशा सेविका, ग्रामपंचायत कर्मचारी, लॅब कर्मचाऱ्यांचा सरपंच डॉ. बबनराव डोंगरे यांच्या हस्ते कोरोना योद्धा पुरस्कार देऊन सन्मान करण्यात आला.

नगर जिल्ह्यातील सर्वाधिक लोकसंख्येची घनता असल्यामुळे कोरोना काळात आरोग्यसेवा पुरविताना ग्रामपंचायतची मोठी कसरत झाली. नवनागापूरमध्ये एमआयडीसी असल्यामुळे तेथे परप्रांतीय कामगारांचीही संख्या मोठी आहे. त्यामुळे कोरोनापासून बचाव होण्यासाठी घरोघर तपासणी असो किंवा कोरोनाबाधितांना खासगी व शासकीय रुग्णालयात सुविधा मिळवून देण्यात ग्रामपंचायतीने पुढाकार घेतला. त्यासाठी सर्वांनीच ग्रामपंचायत प्रशासनाला सहकार्य केले.

यात डॉ. अमित महाडुळे, डॉ. राकेश सालवे, डॉ. फियाज देशमुख, डॉ. महेश यादव, डॉ. रवींद्र पगारे, डॉ. शिवनाथ



नवनागापूर ग्रामपंचायतीच्या वतीने आरोग्य सेविका तारा ठाणगे यांना कोरोना योद्धा पुरस्कार प्रदान करताना सरपंच डॉ. बबनराव डोंगरे. समवेत डावीकडून सागर सप्रे, संगीता सप्रे, संजय मिसाळ, अर्जुन सोनवणे.

पारखे, डॉ. अभिजित जगताप, डॉ. आयुब इनामदार, डॉ. संजीव गडगे, डॉ. अनिकेत भंडारी, आरोग्य सेविका तारा ठाणगे, तसेच कोविड काळात ग्रामपंचायत माध्यमातून दर आठवड्याला अँटिजन व आरटीपीसीआर टेस्ट मोफत घेणारे लॅब असिस्टंट गोरख शेवाळे, सुनील गडगे, चांगदेव भोसले यांनी मदत केली. आशा सेविका व अंगणवाडी सेविका, मदतनीस यांनी कोविड काळात घरोघरी जाऊन ग्रामस्थांची थर्मामीटरद्वारे ताप तपासणे व सर्व्ह करणाऱ्या आशा सुपरवायझर वैशाली गायकवाड व त्यांच्या सहकारी, अंगणवाडी कर्मचारी संघटनेच्या

अध्यक्षा सुमन सप्रे व त्यांच्या सर्व अंगणवाडी सेविका व मदतनीस, गोकुळा श्रीराम व त्यांच्या सर्व सहकाऱ्यांना कोविड योद्धा पुरस्काराने सन्मानित करण्यात आले, तसेच ग्रामपंचायत कर्मचारी सुरेश तापडिया व फ्रान्सिस पवार यांना आदर्श कर्मचारी पुरस्कार देण्यात आला. कार्यक्रमास उपसरपंच संगीता सप्रे, सदस्य सागर सप्रे, महेश कांडेकर, गोरख गव्हाणे, अर्जुन सोनवणे, सत्यभामा डोंगरे, हेमा चव्हाण, संगीता भापकर, रंजना दोंगट, ग्रामविकास अधिकारी संजय मिसाळ, मंडळ अधिकारी दिलीप जायभाय उपस्थित होते.

Special Features of Department

SPECIAL FEATURES OF DEPARTMENT

- 1) Academic and overall Discipline in the Department.
- 2) Academic counseling and social or psychological counseling done whenever student comes with his or her personal problems.
- 3) Maximum Contribution in Research publications.
- 4) Maximum involvement in Extra-curricular activities.
- 5) Personal Departmental Library for students.
- 6) Civil Hospital Ahmednagar Postmortem Room academic visit for Autopsy demonstration.



Uniqueness of Department

1) First Digital (Virtual) Forensic Medicine Museum of India.



Dr. Sandeep Kadu is being Congratulated by Hon. Namdar Shri. Radhakrishna Vikhe Patil for Creation of India's First Digital(Virtual) Forensic Medicine Museum.

लोकमत

संदीप कडू यांच्या प्रयोगाला पेटंट : गुन्हांची उकल करण्यासाठी मार्गदर्शक न्यायवैद्यकशास्त्राचे पहिले डिजिटल संग्रहालय

सुदाम देशमुख

लोकमत न्यूज नेटवर्क
अहमदनगर : वैद्यकशास्त्राचा आधार घेतल्याशिवाय अनेक गुन्हांची उकल होत नाही. वैद्यकशास्त्रातील ज्ञान न्याय देण्यासाठी अचूक व महत्वाची भूमिका बजावते. हेच ओळखून पद्मश्री डॉ. विठ्ठलराव विश्वे पाटील मेडिकल फाउंडेशनमधील प्रा. डॉ. संदीप कडू यांनी भारतामधील न्यायवैद्यक शास्त्राचे पहिले डिजिटल म्युझियम साकारले आहे. त्यांच्या या यशस्वी प्रयोगाला पेटंटही मिळाले आहे. पोलिसांपासून वकील व न्यायाधीशांनाही हे संग्रहालय मार्गदर्शक ठरणार आहे.

डॉ. विठ्ठलराव विश्वे पाटील फाउंडेशनच्या वैद्यकीय महाविद्यालयातील न्यायवैद्यकशास्त्राचे



भारतामधील न्यायवैद्यकशास्त्राचे फॉरेंसिक मेडिसीन म्युझियम डिजिटल संग्रहालय पेटंट मिळाले. डिजिटल म्युझियमचाबत १ जून २०२० मध्ये अर्ज केला होता. पेटंट मिळाल्याची माहिती पेटंट ऑफिस जर्नलच्या २१ ऑगस्ट २०२० च्या अंकात प्रसिद्ध करण्यात आली आहे. हे डिजिटल संग्रहालय न्यायदानाच्या क्षेत्रात मोलाची भूमिका बजावण्यासाठी साहाय्यभूत ठरणार आहे. याशिवाय वैद्यकीय महाविद्यालयात शिक्षण घेत असलेल्या विद्यार्थ्यांसाठी मार्गदर्शक ठरणार आहे.

-डॉ. संदीप कडू, मेडिकल कॉलेज, विश्वे फाउंडेशन


विभागप्रमुख डॉ. संदीप कडू यांनी भारतातील पहिले डिजिटल संग्रहालय (म्युझियम) साकारले आहे. न्याय वैद्यकशास्त्र हा विषय वैद्यकीय महाविद्यालयात एमबीबीएसच्या द्वितीय वर्षाला शिकवला जातो. अचूक व योग्य न्याय देण्यासाठी विद्यार्थ्यांना न्यायवैद्यकशास्त्र शिकवले जाते. डिजिटल संग्रहालय हे विद्यार्थी, माजी विद्यार्थी, वैद्यकीय व्यावसायिक, वकील, न्यायाधीश यांना मार्गदर्शक व उपयोगी ठरणार आहे. वेगवेगळी हत्यारे, हत्यारांपासून होणाऱ्या इजा, विषारी पदार्थांची माहिती व उपाययोजना, विषारी सर्पाबद्दल माहिती उपलब्ध आहे. न्यायवैद्यक मॉडेल्स, गर्भातील वाढ, लैंगिक गुन्हे, एक्स-रे, अस्वी, छायाचित्रे, वैद्यकीय तसेच यांच्याबद्दल सविस्तर माहिती या संग्रहालयात

देण्यात आली आहे.

डिजिटल संग्रहालय तयार करण्यासाठी प्रा. राजकुमार सरोदे, श्रीराम झावरे, सुनील गारुडकर, शोभा पवार, सुरेशा शेंडके यांनी सहकार्य केले. न्याय देण्यासाठी न्याय व्यवस्थेला हे डिजिटल म्युझियम मार्गदर्शक ठरणार असून, न्यायवैद्यकशास्त्रात पहिलाच प्रयोग असल्याचे कौतुकही पेटंट कार्यालयाच्या शासकीय जर्नलमध्ये केले आहे.

डॉ. संदीप कडू यांचे माजी मंत्री राधाकृष्ण विश्वे, शालिनी विश्वे, मेडिकल फौंडेशनचे विश्वस्त व सीईओ सासदार डॉ. सुजय विश्वे, सेक्रेटरी जनरल डॉ. बी. सदानंदा, उपसंचालक डॉ. अभिजित दिवडे, अधिकाता डॉ. सुनील म्हास्के आदींनी कौतुक केले आहे.


2) News column for Medico-legal News.



3) Use of different Innovative teaching learning methods like MOOT COURT, VIDEO CLIPS, etc.



4) Dr. J. P. Modi Forensic Medicine Museum



Our departmental museum is one of the best museum among all the Medical Colleges of Maharashtra state.



5) Constantly in touch with all the Alumni.



6) Maintaining Ethics & Quality of Medical Education.



Glimpses of Department







